








Research Methods, Statistics, Testing & Measurement



Contents

The Multivariate Applications Series	5
The Quantitative Methodology Series	6
The European Association of Methodology Series	7
The Notre Dame Series on Quantitative Methodology	7
INTRODUCTORY & INTERMEDIATE STATISTICS	
An Introduction to Statistical Concepts, 3rd Ed., Lomax & Hahs-Vaughn	8
Statistical Concepts, 4th Ed., Lomax & Hahs-Vaughn	9
Understanding The New Statistics, Cumming	10
Statistics in Plain English, 3rd Ed., Urdan	11
Data Analysis, 2nd Ed., Judd et al.	12
IBM SPSS & OTHER COMPUTER APPLICATIONS	
IBM SPSS Statistics 19 Made Simple, Gray & Kinnear	14
Quantitative Data Analysis with IBM SPSS 17, 18 & 19, Bryman & Cramer	15
IBM SPSS for Introductory Statistics, 4th Ed., Morgan et al.	16
IBM SPSS for Intermediate Statistics, 4th Ed., Leech et al.	17
SPSS for Psychologists, 4th Ed., Brace et al.,	18
RESEARCH METHODS & EXPERIMENTAL DESIGN	
Single-case and Small- <i>n</i> Experimental Designs, 2nd Ed., Dugard et al.	19
Visual Methods in Psychology, Reavey (Ed.)	20
Ethical Issues in Psychology, Banyard & Flanagan	21
Handbook of Ethics in Quantitative Methodology, Panter & Sterba (Eds.)	22
Research Design and Statistical Analysis, 3rd Ed., Myers et al.	23
Cross-Cultural Analysis, Davidov et al. (Eds.)	24
Social and Behavioral Research and the Internet, Das et al. (Eds.).....	25
Research Methods in Applied Settings, 2nd Ed., Gliner et al.	26
Quantitative Psychological Research, 3rd Ed., Clark-Carter	27
Strategies and Tactics of Behavioral Research, 3rd Ed., Johnston & Pennypacker	28
International Handbook of Survey Methodology, de Leeuw et al. (Eds.).....	28
REGRESSION ANALYSIS & MULTIVARIATE STATISTICS	
Categorical Data Analysis for the Behavioral and Social Sciences, Azen & Walker	30
Approaching Multivariate Analysis, 2nd Ed., Dugard et al.	31
Applied Multivariate Statistics for the Social Sciences, 5th Ed., Stevens	32
An Introduction to Applied Multivariate Analysis, Raykov & Marcoulides	33
Applied Multiple Regression/Correlation Analysis for the Behavioral Sciences, 3rd Ed., Cohen et al.	33

FACTOR ANALYSIS, STRUCTURAL EQUATION, MULTILEVEL & LONGITUDINAL MODELING

Structural Equation Modeling with <i>Mplus</i> , Byrne.....	35
Longitudinal Data Analysis , Newsom et al. (Eds.)	36
Multilevel Analysis, 2nd Ed. , Hox	37
Handbook of Advanced Multilevel Analysis , Hox & Roberts (Eds.).....	38
Multilevel and Longitudinal Modeling with IBM SPSS , Heck et al.	39
A Beginner’s Guide to Structural Equation Modeling, 3rd Ed. , Schumacker & Lomax.....	40
Structural Equation Modeling With AMOS, 2nd Ed. , Byrne	41
Introduction to Statistical Mediation Analysis , MacKinnon	42

POWER ANALYSIS & EFFECT SIZES

Effect Sizes for Research, 2nd Ed. , Grissom & Kim	45
Applied Power Analysis for the Behavioral Sciences , Aberson	46
Statistical Power Analysis with Missing Data , Davey & Savla.....	47
Statistical Power Analysis for the Behavioral Sciences, 2nd Ed. , Cohen.....	48

TESTING, MEASUREMENT & ASSESSMENT

Statistical Approaches to Measurement Invariance , Millsap	49
Measurement With Persons , Berglund et al. (Eds.)	50
Introduction to Psychometric Theory , Raykov & Marcoulides	51
Handbook of Polytomous Item Response Theory Models , Nering & Ostini (Eds.).....	52
Modern Psychometrics, 3rd Ed. , Rust & Golombok	53
Measurement, Design, and Analysis , Pedhazur & Pedhazur Schmelkin.....	54

JOURNALS

Structural Equation Modeling	57
Multivariate Behavioral Research	58
Measurement	59
International Journal of Testing	60
Journal of Personality Assessment	60
Applied Measurement in Education	61
Educational Assessment	61
The Journal of Educational Research	61
The Journal of Experimental Education	61

Dear Instructor

THIS CATALOG focuses on new and recent books in Research Methods, Statistics, Testing & Measurement.

Visit www.psypress.com/brochures to view all brochures and catalogs online, download them as PDFs, or request paper copies. Our online brochures and catalogs are user-friendly and interactive. They make buying books and requesting exam copies quick and easy. Order books online for a **10% discount** on prices shown in this catalog. Orders above £20 (UK customers)/US\$30 (US/Canadian customers) qualify for **free shipping** too!

As well as mailing brochures and catalogs, we also send out regular email updates. These are subject-specific announcements of new books, calls for papers for relevant academic journals, and details of free journal articles. You can select exactly what you want to receive; our email lists are finely coded, with more than 150 discrete subject areas to choose from. Visit www.psypress.com/emails to sign up online, or email alex.renner@informa.com with your area's of interest and we will add you to our subscribers' list. We send no more than 2 or 3 emails per month in any one subject area. We respect the privacy of our customers: we will always include a link to leave the list in any communication and will never pass on your email address to a third party.

Invitation to Authors

ARE YOU planning to develop a textbook, handbook, supplement or monograph in Research Methods, Statistics, Testing & Measurement? Do you feel there is a need for a new journal in this area? If so, we would like to hear from you.

With offices in the UK, USA, and around the world, Routledge, with its sister imprint Psychology Press, is one of the largest Behavioral and Social Science publishers. Our dedicated and experienced editorial and production teams produce top-quality textbooks, supplements, handbooks, monographs and journals. Our e-marketing department maintains innovative web-based 'arenas' – online shop windows displaying our publications in all major areas of Behavioral Science (see www.researchmethodsarena.com). We implement an integrated global marketing plan for each of our books, with worldwide mailings of full-color brochures and catalogs. If you have a project in mind, there is no one better qualified to make a success of your proposal.

Please send proposals to:

US/Canada: Debra Riegert, Senior Editor:
debra.riegert@taylorandfrancis.com

UK/Europe/ROW: Lucy Kennedy, Senior Editor:
book.proposals@psypress.co.uk

Book Orders

(UK/Europe/Rest of World)

Taylor & Francis Customer Services,
Bookpoint, 130 Milton Park, Abingdon,
Oxon OX14 4SB, UK
Tel: +44 (0) 1235 400 524
Fax: +44 (0) 1235 400 525
Email: tandf@bookpoint.co.uk
www.bookpoint.co.uk

Book Orders

(US/Canada/Latin America)

Taylor & Francis Group,
7625 Empire Drive, Florence, Kentucky 41042, USA
Call Toll Free: 1-800-634-7064,
Mon–Fri, 8am–5:00pm, EST
Fax Toll Free: 1-800-248-4724 anytime
Email: orders@taylorandfrancis.com
Call international: (561) 361-6000, ext 6418
Fax international: (561) 361-6075

Inspection Copy Requests

(UK/Europe/Rest of World)

Julie Norton, Customer Services, Psychology Press,
27 Church Road, Hove, East Sussex, BN3 2FA, UK
Tel: +44 (0) 2070 177747
Fax: +44 (0) 2070 176717
Email: customer.services.psychology@psypress.co.uk

Examination Copy Requests

(US/Canada/Latin America)

Please fax to 1-800-248-4724
or call 1-800-634-7064, Mon–Fri, 8am–5pm, EST,
or mail: Taylor & Francis/Psychology Press Customer
Service Group, Attn: Textbook Coordinator,
7625 Empire Drive, Florence, Kentucky 41042, USA
Email: julie.norton@informa.com

Journal Subscriptions

(International)

Journal Customer Services,
T&F Informa UK Ltd., Sheepen Place,
Colchester, Essex, C03 3LP, UK
Tel: +44 (0) 2070 175 544
Fax: +44 (0) 2070 175 198
Email: tf.enquiries@tfinforma.com

 Psychology Press
Taylor & Francis Group

 Routledge
Taylor & Francis Group







The Multivariate Applications Series

www.psypress.com/multivariate-applications

Series Editor: Lisa L. Harlow
University of Rhode Island, USA

SPONSORED BY the Society of Multivariate Experimental Psychology, books in this series encourage the use of methodology in the study of scientific issues and describe the applications in easy-to-understand language. Methodological applications from a variety of disciplines such as psychology, health, sociology, education, and business are welcome. Authored or edited volumes should feature either: 1) the application of multivariate methods to a single, major area of research; 2) a methodological procedure that could be applied to a variety of research areas; or 3) a variety of perspectives on a controversial topic of interest to applied researchers. Interested persons should submit proposals to LHarlow@uri.edu.

Titles in the Series



New!

Structural Equation Modeling with Mplus
Basic Concepts, Applications, and Programming
Byrne (2011)
See p.35.

New!

Understanding The New Statistics
Effect Sizes, Confidence Intervals, and Meta-Analysis
Cumming (2011)
See p.10.

New!

Longitudinal Data Analysis
A Practical Guide for Researchers in Aging, Health, and Social Sciences
Newsom, Jones & Hofer (Eds.) (2011)
See p.36.

Handbook of Ethics in Quantitative Methodology
Panter & Sterba (Eds.) (2011)
See p.22.

Structural Equation Modeling with AMOS
Basic Concepts, Applications, and Programming, 2nd Edition
Byrne (2009)
See p.41.

Cognitive Assessment
An Introduction to the Rule Space Method
Tatsuoka (2009)
See p.54.

Applied Data Analytic Techniques for Turning Points Research
Cohen (Ed.) (2008)
See p.43.

Introduction to Statistical Mediation Analysis
MacKinnon (2008)
See p.42.

Structural Equation Modeling with EQS
Basic Concepts, Applications, and Programming, 2nd Edition
Byrne (2006)
See p.43.

A Paul Meehl Reader
Essays on the Practice of Scientific Psychology
Waller, Yonce, Grove, Faust & Lenzenweger (Eds.) (2006)
See p.55.

The Essence of Multivariate Thinking
Basic Themes and Methods
Harlow (2005)
See p.34.

Contemporary Psychometrics
Maydeu-Olivares & McArdle (Eds.) (2005)

Multilevel Modeling
Methodological Advances, Issues, and Applications
Reise & Duan (Eds.) (2003)

Conducting Meta-Analysis Using SAS
Arthur, Jr., Bennett, Jr. & Huffcutt (2001)

Modeling Intraindividual Variability with Repeated Measures Data
Methods and Applications
Moskowitz & Hershberger (Eds.) (2001)

Item Response Theory for Psychologists
Embretson & Reise (2000)
See p.54.

Multivariate Applications in Substance Use Research
New Methods for New Questions
Rose, Chassin, Presson & Sherman (Eds.) (2000)

Structural Equation Modeling with LISREL, PRELIS, and SIMPLIS
Basic Concepts, Applications, and Programming
Byrne (1998)
See p.43.

What If There Were No Significance Tests?
Harlow, Mulaik & Steiger (Eds.) (1997)

In Development

New edition!

Item Response Theory for Psychologists, 2nd Edition
Embretson & Reise (2012)

New edition!

The Essence of Multivariate Thinking
Basic Themes and Methods, 2nd Edition
Harlow (2012)

Longitudinal Analysis
Modeling Within-Person Variation and Change
Hoffman (2013)

Frontiers of Test Validity
Measurement, Causation, and Meaning
Markus & Borsboom (2012)

From Statistical Significance to Effect Estimation
Methodological Change in Psychology, Medicine, and Ecology
Fidler (2013)

Modern Matching Methods
Equating Groups
Thoemmes & West (2013)

Single Case Analysis for Behavioral Science Research
Time Series and Dynamic Factor Analysis
Velicer, Goodwin, Hoepfner & Molenaar (Eds.) (2013)





The Quantitative Methodology Series

www.psypress.com/quantitative-methodology

Series Editor: George A. Marcoulides
University of California, Riverside, USA

THIS SERIES presents methodological techniques for investigators and students. Each volume focuses on a specific method with the goal of providing a working knowledge of each method with a minimum of mathematical derivations.

Titles in the Series



Forthcoming!

Multilevel Modeling of Categorical Outcomes Using IBM SPSS

Ronald H. Heck, Scott L. Thomas & Lynn Tabata (2012)

Multilevel and Longitudinal Modeling with IBM SPSS

Ronald H. Heck, Scott L. Thomas & Lynn Tabata (2010)
See p.39.

Multilevel Analysis

Techniques and Applications, 2nd Edition
Joop Hox (2010)
See p.37.

Methodological Advances in Educational Effectiveness Research

Bert Creemers, Leonidas Kyriakides & Pam Sammons (2010)

Applying Generalizability Theory Using EduG

Jean Cardinet, Sandra Johnson & Gianreto Pini (2009)
See p.54.

An Introduction to Multilevel Modeling Techniques

2nd Edition
Ronald H. Heck & Scott L. Thomas (2008)
See p.43.

An Introduction to Latent Variable Growth Curve Modeling

Concepts, Issues, and Applications, 2nd Edition
Terry E. Duncan, Susan C. Duncan & Lisa A. Strycker (2006)
See p.43.

Studying Educational and Social Policy

Theoretical Concepts and Research Methods

Ronald H. Heck (2004)

New Developments in Categorical Data

Analysis for the Social and Behavioral Sciences
L. Andries van der Ark, Marcel A. Croon & Klaas Sijtsma (Eds.) (2004)

Latent Variable and Latent Structure Models

George A. Marcoulides & Iirini Moustaki (Eds.) (2002)

Modern Methods for Business Research

George A. Marcoulides (Ed.) (1998)

The European Association of Methodology Series

www.psypress.com/european-association-of-methodology

Series Editors: Manuel Ato, University of Murcia, Spain; Pamela Campanelli, Survey Consultant, UK; Edith de Leeuw, Utrecht University, The Netherlands; Vasja Vehovar, University of Ljubljana, Slovenia

SPONSORED BY the European Association of Methodology (EAM), the purpose of this book series is to advance the development and application of methodological and statistical research techniques in social and behavioral research. Contributions from the behavioral, social, educational, health and economic sciences are welcome. Each volume presents cutting-edge methodological developments in a way that is accessible to a broad audience. Such books can be authored or edited volumes. Proposals can be submitted to a member of the EAM editorial board: Manuel Ato: Matogar@um.es; Pamela Campanelli: dr.pamela.campanelli@thesurveycoach.com; Edith de Leeuw: e.d.deleeuw@uu.nl or edithl@xs4all.nl; or Vasja Vehovar: vasja@fdvinfo.net. Proposals should include title; authors/editors; a description of the volume's focus and intended audience; a table of contents; and a planned completion date.




Titles in the Series

Social and Behavioral Research and the Internet

Advances in Applied Methods and Research Strategies

Marcel Das, Peter Ester & Lars Kaczmirek (Eds.) (2010)

See p.25.



Cross-Cultural Analysis

Methods and Applications

Eldad Davidov, Peter Schmidt & Jaak Billiet (Eds.) (2010)

See p.24.

Handbook of Advanced Multilevel Analysis

Joop Hox & J. Kyle Roberts (Eds.) (2010)

See p.38.

International Handbook of Survey Methodology
Edith de Leeuw, Joop Hox & Don A. Dillman (Eds.) (2008)

See p.28.

Longitudinal Models in the Behavioral and Related Sciences

Kees van Montfort, Johan Oud & Albert Satorra (Eds.) (2006)

See p.44.

The Notre Dame Series on Quantitative Methodology

www.psypress.com/notre-dame


Series Editor: Steven M. Boker
University of Virginia, USA

VOLUMES IN the Notre Dame Series on Quantitative Methodology offer advanced training in quantitative methods for social and behavioral research. Leading experts in data analytic techniques provide instruction in state-of-the-art methods designed to enhance quantitative skills in a substantive domain. Each volume brings together expert methodologists and substantive researchers. The substantive researchers are challenged with innovative techniques and the methodologists are challenged by innovative applications. The goal is to stimulate an emergent substantive and methodological synthesis, enabling the solution of existing problems and raising new questions that need to be asked.

Titles in the Series


Statistical Methods for Modeling Human Dynamics An Interdisciplinary Dialogue

Sy-Miin Chow, Emilio Ferrer & Fushing Hsieh (Eds.) (2010)




Data Analytic Techniques for Dynamical Systems

Steven M. Boker & Michael J. Wenger (Eds.) (2007)




Statistical and Process Models for Cognitive Neuroscience and Aging

Michael J. Wenger & Christof Schuster (Eds.) (2007)



Methodological Issues in Aging Research

Cindy S. Bergeman & Steven M. Boker (Eds.) (2006)



New edition!

An Introduction to Statistical Concepts

3rd Edition

Richard G. Lomax, The Ohio State University, USA

Debbie L. Hahs-Vaughn, University of Central Florida, USA

"Lomax and Hahs-Vaughn write clearly. ... Writing statistical results in APA format is great for graduate students. ... The ... changes ... make the book a better teaching tool. ... The level is appropriate for graduate and doctoral students in psychology, sociology, and education. ... The basic terms and concepts are defined and developed clearly, accurately, and in an interesting manner." -

Robert P. Conti, Sr., Mount Saint Mary College, USA

"The sentences are simple, but they are carefully composed to deliver the message accurately and logically. ... Only equations that are essential to the research question are presented and this is helpful in reducing students' statistics phobia. ... SPSS is thoroughly integrated into the text. ... I would seriously consider it for adoption." - **Feifei Ye**, University of Pittsburgh, USA

This comprehensive, flexible text is used in both one- and two-semester courses to review introductory through intermediate statistics. Instructors select the topics that are most appropriate for their course. Its conceptual approach helps students more easily understand the concepts and interpret SPSS and research results. Key concepts are simply stated and occasionally reintroduced and related to one another for reinforcement. Numerous examples demonstrate their relevance. This edition features more explanation to increase understanding of the concepts. Only crucial equations are included.

In addition to updating throughout, the new edition features:

- New co-author, Debbie L. Hahs-Vaughn, the 2007 recipient of the University of Central Florida's College of Education Excellence in Graduate Teaching Award
- A new chapter on logistic regression models for today's more complex methodologies
- More on computing confidence intervals and conducting power analyses using G*Power
- Many more SPSS screenshots to assist with understanding how to navigate SPSS and annotated SPSS output to assist in the interpretation of results
- Extended sections on how to write up statistical results in APA format
- New learning tools including chapter-opening vignettes, outlines, and a list of key concepts, many more examples, tables, and figures, boxes, and chapter summaries
- More tables of assumptions and the effects of their violation including how to test them in SPSS
- 33% new conceptual, computational, and all new interpretative problems
- A website that features PowerPoint slides, answers to the even-numbered problems, and test items for instructors, and for students the chapter outlines, key concepts, and datasets that can be used in SPSS and other packages, and more.

Each chapter begins with an outline, a list of key concepts, and a vignette related to those concepts. Realistic examples from education and the behavioral sciences illustrate those concepts. Each example examines the procedures and assumptions and provides instructions for how to run SPSS, including annotated output, and tips to develop an APA-style write-up. Useful tables of assumptions and the effects of their violation are included, along with how to test assumptions in SPSS. 'Stop and Think' boxes provide helpful tips for better understanding the concepts. Each chapter includes computational, conceptual, and interpretive problems. The data sets used in the examples and problems are provided on the web. Answers to the odd-numbered problems are given in the book.

The first five chapters review descriptive statistics including ways of representing data graphically, statistical measures, the normal distribution, and probability and sampling. The remainder of the text covers inferential statistics involving means, proportions, variances, and correlations, basic and advanced analysis of variance and regression models. Topics not dealt with in other texts such as robust methods, multiple comparison and nonparametric procedures, and advanced ANOVA and multiple and logistic regression models are also reviewed.

Intended for one- or two-semester courses in statistics taught in education and/or the behavioral sciences at the graduate and/or advanced undergraduate level, a prerequisite in statistics is not assumed. A rudimentary knowledge of algebra is required.

Contents

1. Introduction. 2. Data Representation. 3. Univariate Population Parameters and Sample Statistics. 4. The Normal Distribution and Standard Scores. 5. Introduction to Probability and Sample Statistics. 6. Introduction to Hypothesis Testing: Inferences About a Single Mean. 7. Inferences About the Difference Between Two Means. 8. Inferences About Proportions. 9. Inferences About Variances. 10. Bivariate Measures of Association. 11. One-Factor Analysis of Variance - Fixed-Effects Model. 12. Multiple Comparison Procedures. 13. Factorial Analysis of Variance - Fixed-Effects Model. 14. Introduction to Analysis of Covariance: The One-Factor Fixed-Effects Model With a Single Covariate. 15. Random- and Mixed-Effects Analysis of Variance Models. 16. Hierarchical and Randomized Block Analysis of Variance Models. 17. Simple Linear Regression. 18. Multiple Regression. 19. Logistic Regression. Appendix Tables.

March 2012: 7x10: 880pp

Hb: 978-0-415-88005-3: \$95.00

www.researchmethodsarena.com/9780415880053

Complimentary examination copy available

New edition!

Statistical Concepts

A Second Course

4th Edition

Richard G. Lomax, The Ohio State University, USA

Debbie L. Hahs-Vaughn, University of Central Florida, USA

Statistical Concepts consists of the last nine chapters of *An Introduction to Statistical Concepts, 3rd Edition*. Designed for the *second course* in statistics, it is one of the few texts that focuses just on intermediate statistics. The flexible coverage allows instructors to select the topics that are most appropriate for their course. Its conceptual approach helps students more easily understand the concepts and interpret SPSS and research results. Key concepts are simply stated and reintroduced and related to one another for reinforcement. Numerous examples demonstrate their relevance. This edition features more explanation to increase understanding of the concepts. Only crucial equations are included.

All of the new features and pedagogy noted for *Introduction to Statistical Concepts, 3rd Edition* will also be available in *Statistical Concepts: A Second Course, 4th Edition*.

The first six chapters cover the basic and advanced analysis of variance models. The next three examine linear, multiple, and logistic regression models, topics that are often neglected in other texts.

Intended for courses in intermediate statistics and/or statistics II taught in education and/or the behavioral sciences, predominantly at the master's or doctoral level, a rudimentary knowledge of algebra and introductory statistics is assumed.

Contents


1. One-Factor Analysis of Variance - Fixed-Effects Model. 2. Multiple Comparison Procedures. 3. Factorial Analysis of Variance - Fixed-Effects Model. 4. Introduction to Analysis of Covariance: The One-Factor Fixed-Effects Model With a Single Covariate. 5. Random- and Mixed-Effects Analysis of Variance Models. 6. Hierarchical and Randomized Block Analysis of Variance Models. 7. Simple Linear Regression. 8. Multiple Regression. 9. Logistic Regression. Appendix Tables.

March 2012: 7x10: 544pp

Pb: 978-0-415-88007-7: \$69.95

www.researchmethodsarena.com/9780415880077

Complimentary examination copy available



New!

Understanding The New Statistics Effect Sizes, Confidence Intervals, and Meta-Analysis

Geoff Cumming

La Trobe University, Australia

Multivariate Applications Series

"In this book Cumming does exactly what's needed – he clearly explains significance-testing and confidence-interval techniques, and in the process leaves no doubt as to which should be preferred. I hope that this book will be read by anyone who plans to do research of any kind." - **Geoffrey Loftus, University of Washington, Seattle, USA**

"Cumming will be the 'breakthrough' text that finally shows how to analyze and interpret data for many common statistical designs without having to rely on significance testing. ... The material ... [is] easy even for undergraduates." - **Joseph Rossi, University of Rhode Island, USA**

This is the first book to introduce the *new statistics* – effect sizes, confidence intervals, and meta-analysis – in an accessible way. It is chock full of practical examples and tips on how to analyze and report research results using these techniques. The book is invaluable to readers interested in meeting the new APA *Publication Manual* guidelines by adopting the new statistics – which are more informative than null hypothesis significance testing, and becoming widely used in many disciplines.

Accompanying the book is the Exploratory Software for Confidence Intervals (ESCI) package, free software that runs under Excel and is accessible at www.thenewstatistics.com. The book's exercises use ESCI's highly visual and interactive simulations to engage users and strengthen understanding of key ideas. Numerous examples and detailed guidance show readers how to analyze their own data using the new statistics, and interpret the results. Meta-analysis is clearly explained using simple diagrams and examples. Understanding meta-analysis is increasingly important, even at undergraduate levels, because many disciplines now use meta-analysis to assemble the evidence needed for evidence-based practice.

The book's pedagogical program, built on cognitive science principles, reinforces learning:

- Boxes provide 'evidence-based' advice on the most effective statistical techniques
- Numerous examples reinforce learning
- Graphs are tied in with ESCI to make important concepts vividly clear
- Opening overviews and end of chapter take-home messages summarize key points
- Exercises encourage exploration, deep understanding, and practical applications.

Intended as the core text for courses that emphasize the new statistics, or as a supplementary text for graduate or advanced undergraduate courses in statistics and research methods in departments of psychology, education, human development, nursing, and social and life sciences, researchers and practitioners interested in understanding the new statistics will also appreciate this book. Familiarity with introductory statistics is assumed.

Contents

1. Introduction to The New Statistics. 2. From Null Hypothesis Significance Testing to Effect Sizes. 3. Confidence Intervals. 4. Confidence Intervals, Error Bars, and p Values. 5. Replication. 6. Two Simple Designs. 7. Meta-Analysis 1: Introduction and Forest Plots. 8. Meta-Analysis 2: Models. 9. Meta-Analysis 3: Large-Scale Analyses. 10. The Noncentral t Distribution. 11. Cohen's d . 12. Power. 13. Precision for Planning. 14. Correlations, Proportions, and Further Effect Size Measures. 15. More Complex Designs and The New Statistics in Practice. Glossary. Appendices.

July 2011: 6x9: 535pp

Hb: 978-0-415-87967-5: \$100.00

Pb: 978-0-415-87968-2: \$46.95

www.psypress.com/multivariate-applications

e-inspection copy available

Bestseller!

Statistics in Plain English

3rd Edition

Timothy C. Urdan

Santa Clara University, USA

"This book delivers on the promise of its title; it is the most clear and engaging communication of the basic principles of statistics that I have seen to date. It is a positive outlier that will greatly benefit teachers and students alike." - **Andrew J. Elliot, University of Rochester, USA**

"Statistics in Plain English is a gift to students, teachers, and researchers. Urdan clearly explains statistical topics using straightforward, conversational language. The book

is particularly unique because it covers everything from basic statistical principles to complex multivariate techniques, all in an extremely user-friendly manner." - **Eric M. Anderman, The Ohio State University, USA**

This inexpensive paperback provides a brief, simple overview of statistics to help readers better understand how statistics work and how to interpret them correctly. Each chapter describes a different statistical technique, ranging from basic concepts like central tendency and describing distributions to more advanced concepts such as *t* tests, regression, repeated measures ANOVA, and factor analysis. Chapters begin with a short description of the statistic and when it should be used, followed by a more in-depth explanation of how the statistic works, ending with an example of the statistic in use and a sample of how the results of analyses might be written up for publication. A glossary of terms and symbols is included.

New to the 3rd edition:

- A new chapter on factor and reliability analysis especially for those who do and/or read survey research
- New 'Writing it Up' sections demonstrate how to write about and interpret statistics seen in books and journals
- Online resources including PowerPoint slides, interactive problems, SPSS datasets, videos of the author demonstrating key concepts and more
- New section on understanding the distribution of data explaining how to use and interpret graphs
- Many more examples, tables, and charts to help students visualize key concepts.

This is an ideal supplement for statistics, research methods, and/or for courses that use statistics taught at the undergraduate or graduate level, or as a reference tool for anyone refreshing their memory about key statistical concepts. The research examples are from psychology, education, and other social and behavioral sciences.

Contents

1. Introduction to Social Science Research Principles and Terminology. 2. Measures of Central Tendency. 3. Measures of Variability. 4. The Normal Distribution. 5. Standardization and *z* Scores. 6. Standard Errors. 7. Statistical Significance, Effect Size, and Confidence Intervals. 8. Correlation. 9. *t* Tests. 10. One-Way Analysis of Variance. 11. Factorial Analysis of Variance. 12. Repeated-Measures Analysis of Variance. 13. Regression. 14. The Chi-square Test of Independence. 15. Factor Analysis and Reliability Analysis: Data Reduction Techniques. Appendixes.

May 2010: 8½x11: 223pp


Pb: 978-0-415-87291-1: \$32.95

www.psypress.com/statistics-in-plain-english

Complimentary examination copy available

ORDER ONLINE FOR A **10% DISCOUNT**

and **free shipping** on orders above US\$30 (US/Canadian customers) / £20 (UK customers)



Data Analysis

A Model Comparison Approach

2nd Edition

Charles M. Judd, Gary H. McClelland, University of Colorado at Boulder, USA; **Carey S. Ryan**, University of Nebraska at Omaha, USA

"I would certainly recommend this book to a student or colleague struggling to gain an intuitive understanding of the concepts." - **Kristopher J. Preacher**, University of Kansas, USA

This rewritten text features many new examples and topics including mediational, categorical, and multilevel models. Substantially reorganized, this edition provides a streamlined examination of data analysis.

Noted for its model-comparison approach and unified framework based on the general linear model, the book provides readers with a greater understanding of statistical procedures. The consistent framework is used throughout to develop fewer, more powerful model building techniques.

The book is appreciated for its detailed treatment of ANOVA, multiple regression, nonindependent observations, interactive and nonlinear models of data, and its guidance for treating outliers.

Intended for advanced undergraduate or graduate courses on data analysis, statistics, and/or quantitative methods taught in psychology, education, or other behavioral and social science departments, this book also appeals to researchers who analyze data. A password-protected website featuring additional examples and problems with datasets, lecture notes, PowerPoint slides, and exam questions is available to adopters. This material uses SAS but can be adapted to other programs. A working knowledge of basic algebra and any multiple regression program is assumed.

Contents

1. Introduction to Data Analysis. 2. Simple Models: Definitions of Error and Parameter Estimates. 3. Simple Models: Models of Error and Sampling Distributions. 4. Simple Models: Statistical Inferences about Parameter Values. 5. Simple Regression: Estimating Models with a Single Continuous Predictor. 6. Multiple Regression: Models with Multiple Continuous Predictors. 7. Moderated and Nonlinear Regression Models. 8. One-Way ANOVA: Models with a Single Categorical Predictor. 9. Factorial ANOVA: Models with Multiple Categorical Predictors and Product Terms. 10. Models with Continuous and Categorical Predictors: ANCOVA. 11. Repeated-Measures ANOVA: Models with Nonindependent Errors. 12. Continuous Predictors with Nonindependent Observations. 13. Outliers and Ill-Mannered Error.

2008: 7x10: 344pp

Hb: 978-0-8058-3388-1: \$64.95

www.psypress.com/data-analysis

e-inspection copy available

SEE ALSO

Bryman & Cramer: Quantitative Data Analysis with IBM SPSS 17, 18 & 19: A Guide for Social Scientists, page 15

Cohen et al.: Applied Multiple Regression/Correlation Analysis for the Behavioral Sciences, 3rd Edition, page 33

Dunn et al.: Best Practices in Teaching Statistics and Research Methods in the Behavioral Sciences, page 55




Gliner et al.: Research Methods in Applied Settings: An Integrated Approach to Design and Analysis, 2nd Edition, page 26

Gray & Kinnear: IBM SPSS Statistics 19 Made Simple, page 14

Leech et al.: IBM SPSS for Intermediate Statistics: Use and Interpretation, 4th Edition, page 17

Morgan et al.: IBM SPSS for Introductory Statistics: Use and Interpretation, 4th Edition, page 16

ALSO AVAILABLE

**Bestseller!****Statistics as Principled Argument****Abelson**

1995: 6x9: 238pp

Pb: 978-0-8058-0528-4: \$34.95

www.researchmethodsarena.com/9780805805284

e-inspection copy available

Learning From Data**An Introduction To Statistical Reasoning
3rd Edition****Glenberg & Andrzejewski**

2007: 7x10: 584pp

Hb with CD: 978-0-8058-4921-9: \$90.00

www.researchmethodsarena.com/9780805849219

Complimentary examination copy available

Statistics Explained**A Guide for Social Science Students
2nd Edition****Hinton**

2004: 7x10: 400pp

Pb: 978-0-415-33285-9: \$37.50

www.researchmethodsarena.com/9780415332859

Complimentary examination copy available

Statistical Misconceptions**Huck**

2008: 6x9: 312pp

Hb: 978-0-8058-5902-7: \$64.95

Pb: 978-0-8058-5904-1: \$37.50

www.psypress.com/statistical-misconceptions

e-inspection copy available

**Statistical and Methodological
Myths and Urban Legends****Doctrine, Verity and Fable in Organizational and
Social Sciences****Lance & Vandenberg (Eds.)**

2008: 6x9: 408pp

Hb: 978-0-8058-6237-9: \$90.00

Pb: 978-0-8058-6238-6: \$54.95

www.researchmethodsarena.com/9780805862386

e-inspection copy available

Intermediate Statistics**A Modern Approach
3rd Edition****Stevens**

2007: 6x9: 448pp

Hb with CD: 978-0-8058-5465-7: \$105.00


Pb with CD: 978-0-8058-5466-4: \$69.95

www.researchmethodsarena.com/9780805854664

Complimentary examination copy available

SEE ALSO

Myers et al.: Research Design and Statistical Analysis, 3rd Edition, page 23**Pedhazur & Pedhazur Schmelkin:** Measurement, Design, and Analysis: An Integrated Approach, page 54**Aberson:** Applied Power Analysis for the Behavioral Sciences, page 46**Cohen:** Statistical Power Analysis for the Behavioral Sciences, 2nd Edition, page 48**Davey & Savla:** Statistical Power Analysis with Missing Data: A Structural Equation Modeling Approach, page 47**Grissom & Kim:** Effect Sizes for Research: Univariate and Multivariate Applications, 2nd Edition, page 45**Murphy et al.:** Statistical Power Analysis: A Simple and General Model for Traditional and Modern Hypothesis Tests, 3rd Edition, page 48



New edition!

IBM SPSS Statistics 19 Made Simple

Colin D. Gray, University of Aberdeen, UK

Paul R. Kinnear (retired), University of Aberdeen, UK

This new edition of one of the most widely read textbooks in its field introduces the reader to data analysis with the most powerful and versatile statistical package on the market: IBM SPSS Statistics 19.

Each new release of SPSS Statistics features new options and other improvements. There remains, nevertheless, a core of fundamental operating principles and techniques which

have continued to apply to all releases issued in recent years and have been proved to be worth communicating in a small volume.

This friendly and informal book combines simplicity and clarity of presentation with a comprehensive treatment of the use of SPSS 19 for the analysis and interpretation of data. Coverage has been extended to include an introduction to the Analysis of Covariance (ANCOVA).

Each statistical technique is presented in a realistic research context and is fully illustrated with annotated screen shots of SPSS dialog boxes and output. The first chapter sets the scene with a survey of typical research situations, key terms and clear signposts to the location of each technique in the book. It also offers guidance on the choice of statistical techniques, and advice (based on the American Psychological Association's guidelines) on how to report the results of a statistical analysis. The next chapters introduce the reader to the use of SPSS, beginning with the entry, description and exploration of data. There is also a full description of the capabilities of the versatile Chart Builder. Each of the remaining chapters concentrates on one particular kind of research situation and the statistical techniques that are appropriate.

In summary, *IBM SPSS Statistics 19 Made Simple*:

- Gets you started with SPSS
- Shows you how to describe and explore a data set using SPSS
- Helps you to choose appropriate statistical techniques
- Warns you of pitfalls arising from the misuse of statistics and misleading graphs
- Shows you how to report the results of a statistical analysis
- Shows you how to use Syntax
- Shows how to use the AMOS package
- Has a comprehensive glossary.

The book's accompanying website, www.psypress.com/spss-made-simple, contains datasets for the chapters of the book, as well as a large body of exercises (with data sets), and notes on statistical terms. Instructor resources include a PowerPoint lecture course and multiple-choice question tests, which are also available free of charge to lecturers adopting the book and their students.

Contents


1. Introduction. 2. Getting Started with SPSS Statistics 19. 3. Editing Data Sets. 4. Describing and Exploring Your Data. 5. Graphs and Charts. 6. Comparing Averages: Two-sample and One-sample Tests. 7. The One-way ANOVA. 8. Between Subjects Factorial Experiments. 9. Within Subjects Experiments. 10. Mixed Factorial Experiments. 11. Measuring Statistical Association. 12. Regression. 13. Analyses of Multiway Frequency Tables. 14. Predicting Category Membership: Logistic Regression. 15. The Search for Latent Variables: Factor Analysis.

August 2011: 7x10: 672pp

Pb: 978-1-84872-069-5: \$34.95

www.psypress.com/spss-made-simple

Complimentary examination copy available



New edition!

Quantitative Data Analysis with IBM SPSS 17, 18 & 19

A Guide for Social Scientists

Alan Bryman, University of Leicester, UK
Duncan Cramer, Loughborough University, UK

“Alan Bryman and Duncan Cramer take the reader on a journey through their first steps in using SPSS and data entry, through to how to decide which statistical technique is the most appropriate for their research and how to interpret each aspect of their analyses. This book is one of the most comprehensive and accessible books available on the market.” - Dominic Upton, Head of Psychology, University of Worcester, UK

“Bryman and Cramer’s Quantitative Data Analysis has long been one of the best texts in the field. Crucially, it explains why something is done, as well as how. Most importantly, it does it without recourse to daunting formulae and calculations. It takes students from the beginnings of data analysis, assuming no knowledge of either statistics or SPSS, and by the end of it a student can be an accomplished analyst.” - Malcolm Williams, Director, Cardiff University School of Social Sciences, UK

This latest edition has been fully updated to accommodate the needs of users of SPSS Releases 17, 18 and 19 whilst still being applicable to users of SPSS Releases 15 and 16.

As with previous editions, Alan Bryman and Duncan Cramer continue to offer a comprehensive and user-friendly introduction to the widely used IBM SPSS Statistics. The simple, non-technical approach to quantitative data analysis enables the reader to quickly become familiar with SPSS and with the tests available to them.

No previous experience of statistics or computing is required as this book provides a step-by-step guide to statistical techniques, including:

- Non-parametric tests
- Correlation
- Simple and multiple regression
- Analysis of variance and covariance
- Factor analysis.

This book comes equipped with a comprehensive range of exercises for further practice and it covers key issues such as sampling, statistical inference, conceptualization and measurement and selection of appropriate tests. The authors have also included a helpful glossary of key terms.

The datasets used in *Quantitative Data Analysis with IBM SPSS 17, 18 & 19* are available online at www.psypress.com/brymancramer; in addition a set of multiple-choice questions and a chapter-by-chapter PowerPoint lecture course are available here free of charge to lecturers who adopt the book.

Contents

Preface. 1. Data Analysis and the Research Process. 2. Analyzing Data with Computers: First Steps with SPSS 19, 18 and 17. 3. Analyzing Data with Computers: Further Steps with SPSS 19, 18 & 17. 4. Concepts and Their Measurement. 5. Summarizing Data. 6. Sampling and Statistical Significance. 7. Bivariate Analysis: Exploring Differences between Scores on Two Variables. 8. Bivariate Analysis: Exploring Relationships. 9. Multivariate Analysis: Exploring Differences among Three or More Variables. 10. Multivariate Analysis: Exploring Relationships among Three or More Variables. 11. Aggregating Variables: Exploratory Factor Analysis. Answers to Exercises. Glossary.

May 2011: 7x10: 408pp

Hb: 978-0-415-57918-6: \$90.00


Pb: 978-0-415-57919-3: \$44.95

www.psypress.com/brymancramer

Complimentary examination copy available

ORDER ONLINE FOR A 10% DISCOUNT

and free shipping on orders above US\$30 (US/Canadian customers) / £20 (UK customers)



Complimentary copy available!

IBM SPSS for Introductory Statistics

Use and Interpretation

4th Edition

George A. Morgan, Colorado State University, USA; **Nancy L. Leech**, University of Colorado at Denver, USA; **Gene W. Gloeckner**, **Karen C. Barrett**, Colorado State University, USA

"[This] is my 'go to' book ... for concise and comprehensive information on how to run basic statistical analysis, interpret the output and accurately present the findings in written work." - **Joan L. Ellis**, Washington State University, USA

Designed to help students analyze and interpret research data using IBM SPSS, this user-friendly, non-technical book shows readers how to choose the appropriate statistic based on the design, interpret output, and write about the results. The authors prepare readers for all of the steps in the research process, from design and data collection, to writing about the results.

Discussions of writing about outputs, data entry and checking, reliability assessment, testing assumptions, and computing descriptive and inferential parametric and nonparametric statistics are included. SPSS syntax, along with the output, is provided for those who prefer this format.

The 4th edition features:

- IBM SPSS version 18, although the book can be used with older and newer versions
- A new section on describing demographics and key variables
- Expanded discussion of assumptions and effect size measures
- Examples that meet the new guidelines outlined in the *APA Publication Manual, 6th Edition (2010)*
- Flowcharts and tables to help select the appropriate statistic and interpret statistical significance and effect sizes
- Two realistic datasets at www.psypress.com/ibm-spss-intro-stats used to solve the chapter problems
- Password-protected Instructor's Resources with PowerPoint slides, answers to interpretation questions, extra SPSS problems, and more online.

IBM SPSS for Introductory Statistics, 4th Edition provides helpful teaching tools:

- All of the key IBM SPSS windows needed to perform the analyses
- Complete outputs with call-out boxes to highlight key points
- Interpretation sections and questions to help students better understand the output
- Lab assignments organized the way students proceed when they conduct a research project
- Extra problems for practice in running and interpreting SPSS
- Helpful appendices on how to get started with SPSS, write research questions, and create tables and figures.

An ideal supplement for courses in either statistics, research methods, or any course in which SPSS is used, taught in departments of psychology, education, and other social and health sciences, this book is also appreciated by researchers interested in using SPSS for their data analysis.

Contents


1. Variables, Research Problems, and Questions. 2. Data Coding, Entry, and Checking. 3. Measurement and Descriptive Statistics. 4. Understanding Your Data and Checking Assumptions. 5. Data File Management and Descriptive Statistics. 6. Selecting and Interpreting Inferential Statistics. 7. Cross-Tabulation, Chi-Square, and Nonparametric Measures of Association. 8. Correlation and Regression. 9. Comparing Two Groups with *t* Tests and Similar Nonparametric Tests. 10. Analysis of Variance (ANOVA). Appendices: A. Getting Started and Other Useful SPSS Procedures. B. Writing Research Problems and Questions. C. Making Tables and Figures. D. Answers to Odd Numbered Interpretation Questions.

July 2010: 8½x11: 243pp

Pb: 978-0-415-88229-3: \$34.95

www.psypress.com/ibm-spss-intro-stats

Complimentary examination copy available



IBM SPSS for Intermediate Statistics

Use and Interpretation

4th Edition

Nancy L. Leech, University of Colorado at Denver, USA; Karen C. Barrett, George A. Morgan, Colorado State University, USA

"This book's clearly written content and illustrative examples will help students to develop the skills necessary to conduct statistical analyses and to interpret results, thereby making this an essential resource for intermediate statistics courses." - Kathleen M.T. Collins, University of Arkansas, USA

Designed to help readers analyze and interpret research data using SPSS, this user-friendly book shows readers how to choose

the appropriate statistic based on the design; perform intermediate statistics, including multivariate statistics; interpret output; and write about the results. The book reviews research designs and how to assess the accuracy and reliability of data, whether data meet the assumptions of statistical tests, how to calculate and interpret effect sizes for intermediate statistics, how to compute and interpret post-hoc power, and an overview of basic statistics for those who need it. Unique chapters on multilevel linear modeling, MANOVA, assessing reliability of data, and factor analysis are provided. SPSS syntax, along with the output, is included for those who prefer this format.

The 4th edition features:

- IBM SPSS version 19, although the book can be used with older and newer versions
- Expanded discussion of assumptions and effect size measures in several chapters
- Expanded discussion of multilevel modeling
- Examples that meet the new guidelines in the *APA Publication Manual, 6th Edition (2010)*
- Expansion of other useful SPSS functions in Appendix A
- Multiple realistic datasets available at www.psypress.com/ibm-spss-intermediate-stats used to solve the chapter problems
- Password-protected Instructor's Resource materials with PowerPoint slides, answers to interpretation questions and extra SPSS problems, and chapter outlines and study guides.

IBM SPSS for Intermediate Statistics, 4th Edition provides helpful teaching tools:

- All of the key SPSS windows needed to perform the analyses
- Complete outputs with call-out boxes to highlight key points
- Interpretation sections and questions to help students better understand and interpret the output
- Extra problems using multiple realistic datasets for practice in conducting analyses using intermediate statistics.

An ideal supplement for courses in either intermediate/advanced statistics or research methods taught in departments of psychology, education, and other social and health sciences, this book is also appreciated by researchers in these areas looking for a handy reference for SPSS.

Contents

1. Introduction. 2. Data Coding and Exploratory Analysis (EDA). 3. Several Measures of Reliability. 4. Exploratory Factor Analysis and Principal Components Analysis. 5. Selecting and Interpreting Inferential Statistics. 6. Multiple Regression. 7. Logistic Regression and Discriminant Analysis. 8. Factorial ANOVA and ANCOVA. 9. Repeated Measures and Mixed ANOVAs. 10. Multivariate Analysis of Variance (MANOVA) and Canonical Correlation. 11. Multilevel Linear Modeling/Hierarchical Linear Modeling. Appendices: A. Getting Started with SPSS and Other Useful Procedures. B. Review of Basic Statistics. C. Answers to Odd Numbered Interpretation Questions.

May 2011: 8½x11: 312pp


Pb: 978-0-415-88047-3: \$34.95

www.psypress.com/ibm-spss-intermediate-stats

e-inspection copy available

ORDER ONLINE FOR A 10% DISCOUNT

and free shipping on orders above US\$30 (US/Canadian customers) / £20 (UK customers)



Complimentary copy available!

SPSS for Psychologists

4th Edition

Nicola Brace, Open University, UK; **Richard Kemp**, University of New South Wales, Australia; **Rosemary Snelgar**, University of Westminster, UK

"This is the clearest guide to using SPSS. ... The step-by-step framework provides an easy-to-follow overview. ... Ideal for all levels of an undergraduate degree and beyond." - **Fionna Moore**, Lecturer in Psychology, University of Abertay, Dundee, UK

This bestselling guide carefully leads the user through the process of using SPSS versions 16 and 17 to analyze psychological data.

The authors review the basic issues regarding design and proceed through all of the major statistical techniques used in psychology, from introductory to advanced level. The book's comprehensive coverage, clarity and flexibility make it an indispensable resource for students.

This 4th edition:

- Covers SPSS versions 16 and 17 and is backward-compatible with other versions
- Focuses specifically on the needs of psychologists and psychology students
- Features a new layout and chapter tabs for easy reading and navigation
- Displays annotated screenshots and 'tip' boxes to help students avoid common pitfalls
- Provides expanded coverage of graphing
- Sets SPSS in the context of research design and statistics, and discusses the rationale and use of each test throughout.

The book comprehensively reviews advanced statistical material such as ANCOVA, factor analysis, logistic regression, and discriminant analysis as well as issues related to research design, data entry, data handling, and data manipulation and modification in SPSS. The text also reviews how to calculate basic statistical procedures using SPSS, tests of difference for two sample designs, tests of correlation, tests for nominal and categorical data, and tests for complex designs. The book highlights the differences between the various versions of SPSS and includes coverage of reliability measures, partial correlations, and using statistics for scale constructions.

Each statistical test features a description, an example, and instructions on how to perform the test using SPSS. Annotated output examples help readers understand and report the results. Information on how to insert output into a document is also included. Sample exercises, and datasets are found at www.palgrave.com/psychology/brace.

2009: 9½x7¼: 472pp


Pb: 978-0-415-80494-3: \$44.95

www.researchmethodsarena.com/9780415804943

Complimentary examination copy available

This book is not available for sale from Taylor & Francis outside the US/Canada.

ALSO AVAILABLE



Bestseller!

SPSS Explained

Hinton et al.

2004: 7x10: 400pp

Pb: 978-0-415-27410-4: \$39.95

www.researchmethodsarena.com/9780415274104

e-inspection copy available

MATLAB for Behavioral Scientists

Rosenbaum

2007: 7x10: 288pp

Hb: 978-0-8058-6227-0: \$90.00


Pb: 978-0-8058-6319-2: \$42.50

www.matlab-behave.com

e-inspection copy available

SEE ALSO

Heck et al.: Multilevel and Longitudinal Modeling with IBM SPSS, page 39



New edition!

Single-case and Small-*n* Experimental Designs A Practical Guide To Randomization Tests 2nd Edition

Pat Dugard, Dundee University, UK; **Portia File**, University of Abertay, Dundee, UK; **Jonathan Todman**, NHS, Scotland

"I'm very excited about this book. ... It has very clear applicability to the mental health and educational settings. ... The authors ... bring up the issues that I've found [students] to struggle with. ... This text will align well with NIH's and NIMH's

move towards translational research and focus on evidenced-based treatment validity. ... The authors have an incredibly clear, thoughtful writing style. ... This text will 'bridge the gap' between required course content and the reality that students will face in the field." – **Marie S. Hammond, Tennessee State University, USA**

"[There] are no directly competing texts that go into such depth ... for single-subject research designs as they are used specifically within clinical psychology and behavior analysis. ... [It is] an invaluable ... reference. I would ... consider the book for adoption in my Research Methods in Behavior Analysis course." – **Michele Ennis Soreth, Rowan University, USA**

This practical guide explains the use of randomization tests and provides example designs and macros for implementation in IBM SPSS and Excel. It reviews the theory and practice of single-case and small-*n* designs so readers can draw valid causal inferences from small-scale clinical studies. The macros and example data are provided at www.researchmethodsarena.com/9780415886932 so that users can run analyses of the text data as well as data from their own studies.

The new edition features:

- More explanation as to why randomization tests are useful and how to apply them
- More varied and expanded examples that demonstrate the use of these tests in education, clinical work and psychology
- A website with the macros and datasets for all of the text examples in IBM SPSS and Excel
- Exercises at the end of most chapters that help readers test their understanding of the material
- A new glossary that defines the key words that appear in italics when they are first introduced
- A new appendix that reviews the basic skills needed to do randomization tests
- New appendices that provide annotated SPSS and Excel macros to help readers write their own or tinker with the ones provided in the book.

Ideal as a text for courses on single-case, small-*n* design, and/or randomization tests taught at the graduate level in psychology, education, human development, nursing, and other social and health sciences, this inexpensive book also serves as a supplement in statistics or research methods courses. Practitioners and researchers with an applied clinical focus also appreciate this book's accessible approach. An introduction to basic statistics, SPSS, and Excel is assumed.

Contents

1. Single-case and Small-*n* Designs in Context. 2. Understanding Randomization Tests. 3. Obtaining the Data: Choosing the Design. 4. Obtaining the Data: Implementing the Design. 5. Analyzing the Data: Using the Macros. 6. Analyzing the Data: Wider Considerations. 7. Size and Power. 8. Going Further. Appendixes.

November 2011: 6x9: 280pp

Hb: 978-0-415-88622-2: \$90.00


Pb: 978-0-415-88693-2: \$44.95

www.researchmethodsarena.com/9780415886932

e-inspection copy available

ORDER ONLINE FOR A 10% DISCOUNT

and **free shipping** on orders above US\$30 (US/Canadian customers) / £20 (UK customers)



New!

Visual Methods in Psychology Using and Interpreting Images in Qualitative Research

Paula Reavey (Ed.)

London South Bank University, UK

“This book brings something genuinely new to the rapidly growing field of visual research. In fact, as a collection it provides a real step change in our understanding of the nature, the roles and the potential of visual research methods.” - Alan Bryman, Professor of Organizational and Social Research, University of Leicester, UK

This comprehensive volume provides an unprecedented illustration of the potential for visual methods in psychology. Each chapter explores the set of theoretical, methodological, as well as ethical and analytical issues that shape the ways in which visual qualitative research is conducted in psychology. Using a variety of forms of visual data, including photography, film-making, drawing, internet media, model making and collages, each author endeavours to broaden the scope for understanding experience and subjectivity, using visual qualitative methods.

The contributors to this volume work within a variety of traditions including narrative psychology, personal construct theory, discursive psychology and conversation analysis. Each addresses how a particular visual approach has contributed to existing social and psychological theory in their topic area, as well as clearly outlining how they carried out their specific research project. The contributors draw on qualitative sources of verbal data, such as spoken interview, diaries and naturalistic conversation alongside their use of visual material.

Contents

P. Reavey, Back to Experience: Psychology and the Visual. **Part 1. Static Media: The Use of Photography in Qualitative Research.** *A. Radley*, Image and Imagination. *R. Gill*, Bend it Like Beckham: The Challenges of Reading Gender and Visual Culture. *L. Del Busso*, Using Photographs to Explore the Embodiment of Pleasure in Everyday Life. *H. Frith*, Narrating Biographical Disruption and Repair: Exploring the Place of Absent Images in Women’s Experiences of Cancer and Chemotherapy. *A. Majumdar*, Using Photographs of Places, Spaces and Objects to Explore South Asian Women’s Experiences of Close Relationships and Marriage. **Part 2. Moveable Features: Using Facebook and Video in Qualitative Research.** *L. Goodings*, *S.D. Brown*, Textuality and Visuality in MySpace Communication. *J. Motzkau*, Picturing the Truth in Video? Seeing and Speaking in Research and Legal Practice. *M. Forrester*, The Video Camera as a Cultural Object: The Presence of (an)Other. *M. Pini*, *V. Walkerdine*, Girls on Film: Video Diaries as ‘Autoethnographies’. *H. Lomax*, Visual Identities: Choreographies of Gaze, Body Movement and Speech in Video Based Mother-Midwife Interaction. **Part 3. Community Visions: Action Based Projects and the Use of Visual Methods.** *K. Johnson*, Visualising Mental Health with an LGBT Community Group: Method, Process, Theory. *S. Riley et al.*, Tribal Gatherings: Using Art to Disseminate Research on Club Culture. *A. Cassidy*, *J. Maule*, Risk Communication and Participatory Research: ‘Fuzzy Felt’, Visual Games and Group Discussion of Complex Issues. *J. Haaken*, Social Action Research, Psychoanalytic Theory and Documentary Filmmaking. *C. Howarth*, Towards a Visual Social Psychology of Identity and Representation: Photographing the Self, Weaving the Family in a Multicultural British Community. *H. Bowes-Catton et al.*, ‘I didn’t know that I could feel so relaxed in my body’: Using Visual Methods to Research Bisexual People’s Embodied Experiences of Identity and Space. *A. Iantaffi*, Travelling along ‘Rivers of Experience’: Personal Construct Psychology and Visual Metaphors in Research. *A. Bridger*, Psychogeography and the Study of Social Environments: Extending Visual Methodological Research in Psychology. **Part 4. Ethical and Methodological Reflections on Visual Research.** *D. Hodgetts et al.*, Reflections on the Visual in Community Research and Action. *K. Gleeson*, Polytextual Thematic Analysis for Visual Data – Pinning Down the Analytic. *K. Henwood et al.*, Methodological and Analytical Reflections on Visual (Photo-elicitation) Methods Used in the Men-as-Fathers Study. *I. Mountian et al.*, On Utilising a Visual Methodology: Shared Reflections and Tensions.

June 2011: 6x9: 416pp

Hb: 978-0-415-48348-3: \$85.00

www.researchmethodsarena.com/9780415483483



New!

Ethical Issues in Psychology

Philip Banyard, Nottingham Trent University, UK

Cara Flanagan, Freelance Author and Senior Examiner, UK

Foundations of Psychology Series

“New and experienced students and educators in psychology will really benefit from this innovative book. Like few others, Ethical Issues in Psychology presents traditional debates in lively, interactive and contemporary contexts – as well as stimulating further debates which may not hitherto have been treated as ethical at all.” - **Andrew Stevenson**, Manchester Metropolitan University, UK

“Ethical issues have (rightly) assumed great importance in empirical psychology. EVERY psychologist, including every undergraduate, needs to understand the issues involved. This book fills an important need, it’s at the right level, and it’s entertaining and interesting to read.” - **Trevor Harley**, University of Dundee, UK

How do we know right from wrong, good from bad, help from hindrance, and how can we judge the behaviour of others?

Ethics are the rules and guidelines that we use to make such judgements. Often there are no clear answers, which make this subject both interesting and potentially frustrating. In this book, the authors offer readers the opportunity to develop and express their own opinions in relation to ethics in psychology.

There are many psychological studies that appear to have been harmful or cruel to the people or animals that took part in them. For example, memory researchers carried out studies on a man who had no memory for over forty years, but because he had no memory he was never able to agree to the studies. Is this a reasonable thing to do to someone? Comparative psychologist Harry Harlow found that he could create severe and lasting distress in monkeys by keeping them in social isolation. Is this a reasonable thing to do even if we find out useful things about human distress? If you were able to use psychological techniques to break someone down so that they revealed information that was useful to your government, would you do it? If so, why? If not, why not? These ethical issues are not easy to resolve and the debates continue as we encounter new dilemmas.

This book uses examples from psychological research to look at:

- Key ethical issues
- Ethical guidelines of psychologists
- Socially sensitive research
- Ethics in applied psychology
- The use of animals in research.
- This book is essential reading for undergraduate and pre-undergraduate students of psychology and related subjects such as philosophy and social policy.

Contents

1. Rights and Wrongs. 2. Ethical Issues and How to Deal with Them. 3. Ethical Principles and Guidelines. 4. Psychological Research with Human Participants. 5. Psychological Research with Animals. 6. Psychology in Practice. 7. Ethics and Your Research Project.

July 2011: 7x8½: 192pp

Hb: 978-0-415-42987-0: \$70.00


Pb: 978-0-415-42988-7: \$29.95

www.researchmethodsarena.com/9780415429887

e-inspection copy available

ORDER ONLINE FOR A **10% DISCOUNT**

and **free shipping** on orders above US\$30 (US/Canadian customers) / £20 (UK customers)



Handbook of Ethics in Quantitative Methodology

A.T. Panter, University of North Carolina, Chapel Hill, USA

Sonya K. Sterba, Vanderbilt University, USA (Eds.)

Multivariate Applications Series

"A timely book that fills a notable void – highlighting ethical issues that arise in applying quantitative techniques. Leading researchers have written engaging chapters that probe matters often given less-than-adequate emphasis. A 'must read' for graduate students and professionals alike." - Keith F. Widaman, University of California at Davis, USA

This comprehensive handbook is the first to provide a practical, interdisciplinary review of ethical issues as they relate to quantitative methodology, including how to present evidence for reliability and validity, what comprises an adequate tested population, and what constitutes scientific knowledge for eliminating biases. The book uses an ethical framework that emphasizes the human cost of quantitative decision making to help researchers understand the specific implications of their choices. The order of the Handbook chapters parallels the chronology of the research process: determining the research design and data collection; data analysis; and communicating findings. Each chapter:

- Explores the ethics of a particular topic
- Identifies prevailing methodological issues
- Reviews strategies and approaches for handling such issues and their ethical implications
- Provides one or more case examples
- Outlines plausible approaches to the issue including best-practice solutions.

The *Handbook* appeals to researchers and practitioners in psychology, human development, family studies, health, education, sociology, social work, political science, and business/marketing. This book is also a valuable supplement for quantitative methods courses required of all graduate students in these fields.

Contents

A.T. Panter, S.K. Sterba, Ethics in Quantitative Methodology: An Introduction. **Part 1. Developing an Ethical Framework for Methodologists.** J.S. Gardenier; Ethics in Quantitative Professional Practice. R.L. Rosnow, R. Rosenthal, Ethical Principles in Data Analysis: An Overview. **Part 2. Teaching Quantitative Ethics.** L. Hubert, H. Wainer, A Statistical Guide for the Ethically Perplexed. **Part 3. Ethics and Research Design Issues.** M.M. Carrig, R.H. Hoyle, Measurement Choices: Reliability, Validity, and Generalizability. S.E. Maxwell, K. Kelley; Ethics and Sample Size Planning. M.M. Mark, A.L. Lenz-Watson, Ethics and the Conduct of Experiments and Quasi-Experiments in Field Settings. G.J. Cizek, S.L. Rosenberg, Psychometric Methods and High-Stakes Assessment: Contexts and Methods for Ethical Testing Practice. L.C. Leviton, Ethics in Program Evaluation. **Part 4. Ethics and Data Analysis Issues.** S.K. Sterba et al., Beyond Treating Complex Sampling Designs as Simple Random Samples: Data Analysis and Reporting. G. Cumming, F. Fidler, From Hypothesis Testing to Parameter Estimation: An Example of Evidence-Based Practice in Statistics. J.J. McArdle, Some Ethical Issues in Factor Analysis. H. Goldstein, Ethical Aspects of Multilevel Modeling. C. Enders, A.C. Gottschall, The Impact of Missing Data on the Ethical Quality of a Research Study. J. Pearl, The Science and Ethics of Causal Modeling. **Part 5. Ethics and Communicating Findings.** H. Cooper, A. Dent, Ethical Issues in the Conduct and Reporting of Meta-Analysis. F. Fidler, Ethics and Statistical Reform: Lessons from Medicine. J.R. Levin, Ethical Issues in Professional Research, Writing, and Publishing.


January 2011: 6x9: 544pp

Hb: 978-1-84872-854-7: \$100.00

Pb: 978-1-84872-855-4: \$49.95

www.psypress.com/multivariate-applications

e-inspection copy available



Complimentary copy available!

Research Design and Statistical Analysis

3rd Edition

Jerome L. Myers, Arnold D. Well, University of Massachusetts, Amherst, USA; **Robert F. Lorch**, University of Kentucky, USA

"I love the 'integrated analysis' chapters. They will allow students to practice their new skills, to think critically about data sets, and to learn to write results and discussion sections for papers." - **Celia M. Klin**, Binghamton University, USA

Featuring comprehensive coverage of the design principles and statistical concepts necessary to make sense of real data, this book provides a strong conceptual foundation that enables readers to generalize concepts to new situations. Emphasis is placed on the underlying logic and assumptions of the analysis, what it tells the researcher, the limitations of the analysis, the consequences of violating assumptions, data exploration, effect size measures, confidence intervals, and power analyses to determine sample size. 'Real-world' datasets illustrate data exploration, analysis, and interpretation.

New to the 3rd edition:

- Integrated example chapters show how to apply the concepts and procedures covered in that section and the advantages and disadvantages of the designs
- New chapter on the steps in planning and executing a study
- New chapter comparing experimental designs to help readers achieve the most efficient research study
- New chapter on common errors in data analysis and interpretation
- Increased emphasis on power analyses
- Many new datasets and problems
- More SPSS examples (Version 17), although the analyses can be carried out by any package
- A website with the text data and exercises in SPSS and Excel; SPSS syntax files; a solutions manual; PowerPoint slides with the text figures and tables; and more.

Intended for experimental design and/or statistics courses taught in the behavioral, social, and health sciences, prerequisites include an introduction to research methods and statistics.

Contents

Part 1. Foundations of Research Design and Data Analysis. 1. Planning the Research. 2. Exploring the Data. 3. Basic Concepts in Probability. 4. Developing the Fundamentals of Hypothesis Testing Using the Binomial Distribution. 5. Further Development of the Foundations of Statistical Inference. 6. The t Distribution and its Applications. 7. Integrated Analysis I. **Part 2. Between-Subjects Designs.** 8. Between Subjects Designs: One Factor. 9. Multi-Factor Between-Subjects Designs. 10. Contrasting Means in Between-Subjects Designs. 11. Trend Analysis in Between-Subjects Designs. 12. Integrated Analysis II. **Part 3. Repeated-Measures Designs.** 13. Comparing Experimental Designs and Analyses. 14. One-Factor Repeated-Measures Designs. 15. Multi-factor Repeated-Measures and Mixed Designs. 16. Nested and Counterbalanced Variables in Repeated-Measures Designs. 17. Integrated Analysis III. **Part 4. Correlation and Regression.** 18. An Introduction to Correlation and Regression. 19. More about Correlation. 20. More about Bivariate Regression. 21. Introduction to Multiple Regression. 22. Inference, Assumptions, and Power in Multiple Regression. 23. Additional Topics in Multiple Regression. 24. Regression with Qualitative and Quantitative Variables. 25. ANCOVA as a Special Case of Multiple Regression. 26. Integrated Analysis IV: Multiple Regression. **Part 5. Epilogue.** 27. Twenty Suggestions and Cautions. Appendixes.

May 2010: 7x10: 832pp


Hb: 978-0-8058-6431-1: \$100.00

www.psypress.com/research-design

Complimentary examination copy available

ORDER ONLINE FOR A 10% DISCOUNT

and free shipping on orders above US\$30 (US/Canadian customers) / £20 (UK customers)



Cross-Cultural Analysis Methods and Applications

Eldad Davidov, University of Zurich, Switzerland;
Peter Schmidt, University of Marburg, Germany;
Jaak Billiet, University of Leuven, Belgium (Eds.)

European Association of Methodology Series

"This volume fills an enormous need in the cross-cultural research literature. It provides a single go-to source of chapters on the methodological and statistical analysis challenges unique to cross-cultural research. ... This volume will be a valuable contribution to cross-cultural researchers as either a reference book or as a supplemental textbook in advanced courses on cross-cultural research." - Robert J. Vandenberg, University of Georgia, USA

This interdisciplinary resource presents the latest strategies for analyzing cross-cultural data. Techniques are demonstrated through the use of applications that employ cross-national data sets. Internationally-prominent researchers from a variety of fields explain how the methods work, how to apply them, and how they relate to other methods presented in the book. A website features some of the data sets and syntax commands used in the book (visit www.researchmethodsarena.com/9781848728233 and see 'Related Links').

This book is intended for researchers, practitioners, and advanced students in psychology, political science, sociology, education, marketing and economics, geography, criminology, psychometrics, epidemiology, and public health, as well as those interested in methodology. It is also appropriate for an advanced methods course in cross-cultural analysis.

Contents

Part 1. MGCFA and MGSEM Techniques. *F.J.R. van de Vijver*, Capturing Bias in Structural Equation Modeling. *N. Allum et al.*, Evaluating Change in Social and Political Trust in Europe Using Multiple Group Confirmatory Factor Analysis with Structured Means. *J. Lee et al.*, Methodological Issues in Using Structural Equation Models for Testing Differential Item Functioning. *H. Steinmetz*, Estimation and Comparison of Latent Means Across Cultures. *A. De Beuckelaer; G. Swinnen*, Biased Latent Variable Mean Comparisons Due to Measurement Non-Invariance: A Simulation Study. *E. Davidov et al.*, Testing the Invariance of Values in the Benelux Countries with the European Social Survey: Accounting for Ordinality. *B. Meuleman, J. Billiet*, Religious Involvement: Its Relation to Values and Social Attitudes: A Simultaneous Test of Measurement and Structural Models Across European Countries. *W.M. van der Veld, W.E. Saris*, Causes of Generalized Social Trust: An Innovative Cross-National Evaluation. *S. Oreg*, Measurement Equivalence Using Multi-Group Confirmatory Factor Analysis and Confirmatory Smallest Space Analysis: The Case of Dispositional Resistance to Change. **Part 2. Multilevel Analysis.** *B. Meuleman*, Perceived Economic Threat and Anti-Immigration Attitudes: Effects of Immigrant Group Size and Economic Conditions Revisited. *H. Dülmer*, A Multilevel Regression Analysis on Work Ethic as a Two-Level Latent Dependent Variable. *R. Feskens, J. Hox*, Multilevel Structural Equation Modeling for Cross-Cultural Research: Exploring Resampling Methods to Overcome Small Sample Size Problems. **Part 3. Latent Class Analysis (LCA).** *M. Kankaraš et al.*, Testing for Measurement Invariance with Latent Class Analysis. *P. Siegers*, A Multiple Group Latent Class Analysis of Religious Orientations in Europe. **Part 4. Item Response Theory (IRT).** *R. Janssen*, Using a Differential Item Functioning Approach to Investigate Measurement Invariance. *M. Quandt*, Using the Mixed Rasch Model in the Comparative Analysis of Attitudes. *J.P. Fox, A.J. Verhagen*, Random Item Effects Modeling for Cross-National Survey Data.

November 2010: 6x9: 507pp

Hb: 978-1-84872-822-6: \$100.00

Pb: 978-1-84872-823-3: \$47.95

www.psypress.com/european-association-of-methodology
e-inspection copy available



Social and Behavioral Research and the Internet

Advances in Applied Methods and Research Strategies

Marcel Das, Tilburg University, The Netherlands;
Peter Ester, Rotterdam University, The Netherlands;
Lars Kaczmirek, GESIS-Leibniz Institute for the Social Sciences, Germany (Eds.)

European Association of Methodology Series

"An absolutely delightful journey through the history and present of Internet surveys, this fascinating book explains how probability sampling can be implemented to produce a representative panel of respondents and describes the range of fascinating data that

can then be collected from these participants. Eye tracking, biomarkers, visual layout, paradata, and measurement on sensitive topics are just a few of the themes examined by some of the world's leading survey methodologists. This book is a must-have for anyone interested in one of the most important innovations in the research world." - **Jon Krosnick**, Stanford University, USA

Highlighting the progress made by researchers in using web-based surveys for data collection, this timely volume summarizes the experiences of leading American and European behavioral and social scientists who collected data using the Internet. Some chapters present theory, methodology, design, and implementation, while others focus on best practice examples and/or issues such as data quality and understanding paradata. A number of contributors applied innovative web-based research methods to the LISS panel of CentERdata collected from over 5,000 Dutch households. Their findings are presented in the book. Some of the data is available at <http://pub.centerdata.nl/node/1/>.

This practical book appeals to practitioners from market survey research institutes and researchers in disciplines such as psychology, education, sociology, political science, health studies, marketing, economics, and business who use the Internet for data collection. It is also an ideal supplement for graduate and/or upper level undergraduate courses on (Internet) research methods and/or data collection taught in these fields.

Contents

M. Das et al., Introduction. **Part 1. Methodology in Internet Survey Research.** *J.D. Smyth, J.E. Pearson*, Internet Survey Methods: A Review of Strengths, Weaknesses, and Innovations. *E.D. de Leeuw, J.J. Hox*, Internet Surveys as Part of a Mixed Mode Design. *A.C. Scherpenzeel, M. Das*, True Longitudinal and Probability-Based Internet Panels: Evidence from the Netherlands. *A.C. Scherpenzeel, J.G. Bethlehem*, How Representative are Online Panels? Problems of Coverage and Selection and Possible Solutions. *E. Singer, M.P. Couper*, Ethical Considerations in Internet Surveys. **Part 2. Advanced Methods and Applications.** *V. Toepoel, D.A. Dillman*, How Visual Design Affects the Interpretability of Survey Questions. *L. Kaczmirek*, Attention and Usability in Internet Surveys: Effects of Visual Feedback in Grid Questions. *M. Oudejans, L.M. Christian*, Using Interactive Features to Motivate and Probe Responses to Open-Ended Questions. *P. Ester, H. Vinken*, Measuring Attitudes towards Controversial Issues in Internet Surveys: Order Effects of Open and Closed Questioning. **Part 3. Data Quality: Problems and Solutions.** *C.M. Vis, M. Marchand*, Challenges in Reaching Hard-to-Reach Groups in Internet Panel Research. *A. van Soest, A. Kapteyn*, Mode and Context Effects in Measuring Household Assets. *D. Heerwegh*, Internet Survey Paradata. *M. Galesic, T. Yan*, Use of Eye Tracking for Studying Survey Response Processes. *M. Avendano et al.*, Can Biomarkers be Collected in an Internet Survey? A Pilot Study in the LISS Panel. *M. Das et al.*, Discussion and Conclusions.

October 2010: 6x9: 449pp

Hb: 978-1-84872-816-5: \$100.00


Pb: 978-1-84872-817-2: \$47.95

www.psypress.com/european-association-of-methodology

e-inspection copy available

ORDER ONLINE FOR A 10% DISCOUNT

and free shipping on orders above US\$30 (US/Canadian customers) / £20 (UK customers)



Complimentary copy available!

Research Methods in Applied Settings

An Integrated Approach to Design and Analysis

2nd Edition

Jeffrey A. Gliner, George A. Morgan, Colorado State University, USA; Nancy L. Leech, University of Colorado, Denver, USA

"Provides an integrated, step-by-step approach to designing quantitative studies, in which methods are linked explicitly to research questions. ... The numerous figures, tables, and diverse

examples make the book both reader-friendly and far-reaching." - Anthony J. Onwuegbuzie, Sam Houston State University, USA

This text teaches readers how to plan, conduct and write a research project, and select and interpret data so they can become better consumers of research. Although it is not a statistics book, it helps students master which statistic to use when and how to interpret the results. As such, text adopters applaud the book's clarity. Numerous problems, annotated examples, and diagrams and tables further promote comprehension.

This extensively revised 2nd edition features:

- A new evidence-based approach chapter that emphasizes the importance of reporting confidence intervals and effect sizes
- A plan for evaluating research validity and its application to the sample studies used throughout the book
- Advice on planning a project, data collection, writing the research report, evaluating an article and creating APA tables and figures
- A new chapter on non-experimental approaches/designs including qualitative research
- Web resources for students including critical thinking problems and a sample research proposal
- Extensively revised material on measurement validity consistent with the latest standards
- More on how the selection of a statistic is related to the design of the study
- Online instructor's resources with PowerPoint slides, test questions, and more.

Intended for graduate research or quantitative/experimental methods/design courses in the behavioral, social, and health sciences, this book also appeals to researchers and clinicians. Prior exposure to statistics and research methods is recommended.

Contents


Part 1. Introductory Chapters. 1. Definitions, Purposes, and Dimensions of Research. 2. Planning a Quantitative Research Project. **Part 2. Quantitative Research Approaches, Questions, and Designs.** 3. Variables, Research Questions, and Hypotheses. 4. Research Approaches. 5. Randomized Experimental and Quasi-Experimental Designs. 6. Single-Subject Designs. 7. Non-Experimental Approaches/Designs. 8. Internal Validity. **Part 3. Sampling, Measurement and Data Collection.** 9. Sampling and Introduction to External Validity. 10. Measurement and Descriptive Statistics. 11. Measurement Reliability. 12. Measurement Validity. 13. Types of Data Collection Techniques. 14. Ethical Issues in Conducting the Study. 15. Practical Issues in Data Collection and Coding. **Part 4. Data Analysis and Interpretation.** 16. Making Inferences from Sample Data I: The Null Hypothesis Significance Testing Approach. 17. Making Inferences From Sample Data II: The Evidence-Based Approach. 18. General Design Classifications for Selection of Difference Statistical Methods. 19. Selection of Appropriate Statistical Methods: Integration of Design and Analysis. 20. Data Analysis and Interpretation – Basic Difference Questions. 21. Analysis and Interpretation of Basic Associational Research Questions. 22. Analysis and Interpretation of Complex Research Questions. **Part 5. Evaluating and Writing Research Reports.** 23. Evaluating Research Validity: Part I. 24. Evaluating Research Validity: Part II. 25. Narrative Evaluations of the Five Sample Articles. 26. Evaluating Research for Evidence-Based Practice. 27. Writing the Research Report. Appendixes.

2009: 7x10: 488pp

Hb: 978-0-8058-6434-2: \$95.00

www.psypress.com/applied-settings

Complimentary examination copy available



Complimentary copy available!

Quantitative Psychological Research

The Complete Student's Companion
3rd Edition

David Clark-Carter

University of Staffordshire, UK

"This is a good choice as a text to take a student through the quantitative elements of their undergraduate or conversion degree and perhaps even further as a bookshelf reference book." -
Harriet Nock in *The Psychologist*

"Well-written with clear examples. David Clark-Carter is successful in delivering complex ideas in a way that students will be able to understand and apply to their own research." - **Charlotte Brownlow, Centre for Childhood, Development and Learning, The Open University, UK**

This book expertly guides the reader through all stages involved in undertaking quantitative psychological research, from accessing the relevant literature, through designing and conducting a study, analyzing and interpreting data, and reporting the research.

This 3rd edition includes two new chapters – on preliminary checking of data and allowing for additional variables when comparing the means of different conditions – and expands on original topics such as choosing sample sizes and how to test for mediation effects. It also contains increased coverage of tests and further detail of techniques and terms which psychologists will meet when working with those in the medical professions. For the first time, the book is accompanied by an online bank of multiple-choice questions.

This book helps readers to:

- Locate reports of relevant existing research
- Design research while adhering to ethical principles
- Identify various methods which can be used to ask questions or observe behaviour
- Choose appropriate samples
- Display and analyse findings numerically and graphically to test hypotheses
- Report psychological research in a variety of ways.

The book is suitable for psychology students and professionals at all levels, and is particularly useful to those working in Health and Clinical Psychology.

Contents

Preface. **Part 1. Introduction.** 1. The Methods Used in Psychological Research. **Part 2. Choice of Topic, Measures and Research Design.** 2. The Preliminary Stages of Research. 3. Variables and the Validity of Research Designs. 4. Research Designs and Their Internal Validity. **Part 3. Methods.** 5. Asking Questions I: Interviews and Surveys. 6. Asking Questions II: Measuring Attitudes and Meaning. 7. Observation and Content Analysis. **Part 4. Data and Analysis.** 8. Scales of Measurement. 9. Summarising and Describing Data. 10. Going Beyond Description. 11. Samples and Populations. 12. Analysis of Differences between a Single Sample and a Population. 13. Effect Size and Power. 14. Parametric and Non-Parametric Tests. 15. Analysis of Differences between Two Levels of an Independent Variable. 16. Preliminary Analysis of Designs with One IV with More Than Two Levels. 17. Analysis of Designs with More Than One Independent Variable. 18. Subsequent Analysis After ANOVA or X². 19. Analysis of Relationships I: Correlation. 20. Analysis of Relationships II: Regression. 21. ANCOVA. 22. Screening Data. 23. Multivariate Analysis. 24. Meta-Analysis. **Part 5. Sharing the Results.** 25. Reporting Research. Appendix.

2009: 7½x10: 712pp

Hb: 978-1-84169-690-4: \$120.00


Pb: 978-1-84169-691-1: \$49.95

www.researchmethodsarena.com/9781841696911

Complimentary examination copy available

ORDER ONLINE FOR A 10% DISCOUNT

and free shipping on orders above US\$30 (US/Canadian customers) / £20 (UK customers)



Complimentary copy available!

Strategies and Tactics of Behavioral Research

3rd Edition

James M. Johnston, Auburn University, USA
Henry S. Pennypacker, Professor Emeritus, University of Florida, USA

"A top choice for methodology courses. ... I would adopt this text ... [and] enthusiastically recommend it to others teaching advanced undergraduates and beginning graduate students. Highly recommended for aspiring and experienced researchers who wish to understand and apply the conceptual underpinnings ... to the design and analysis of research projects. It is the standard by which all other behavioral research methodology texts must be judged." - **R. Wayne Fuqua**, Western Michigan University, USA

Rewritten with many more learning tools, the 3rd edition of this classic text now has even greater appeal to today's students. This edition features more discussion of how research methods are relevant for practitioners, and many examples are based on field research.

Online instructor's resource materials include PowerPoint lecture slides, multiple-choice and short-answer questions and class exercises and discussion questions.


With a focus on direct behavioral measurement and within-subject design, this book is intended for advanced undergraduate or graduate courses in behavioral research methods, behavior analysis, or single-/within-subject design taught in psychology, social work, education, developmental disabilities, and other social and health science programs.

2008: 7x10: 400pp

Hb: 978-0-8058-5882-2: \$85.00

www.psypress.com/behavioral-research

Complimentary examination copy available



International Handbook of Survey Methodology

Edith D. de Leeuw, **Joop J. Hox**, Utrecht University, The Netherlands; **Don A. Dillman**, Washington State University, USA (Eds.)

European Association of Methodology Series

Taking into account both traditional and emerging modes, this comprehensive handbook covers all major methodological and statistical issues in designing and analyzing surveys. The book serves as a state-of-the-art text for graduate-level courses and seminars on survey methodology. A companion website at www.xs4all.nl/~edithl/surveyhandbook contains additional readings and examples.

2008: 6x9: 560pp

Hb: 978-0-8058-5752-8: \$115.00

Pb: 978-0-8058-5753-5: \$39.95

www.psypress.com/european-association-of-methodology

e-inspection copy available

ALSO AVAILABLE



The Research Companion

A Practical Guide for the Social and Health Sciences

Boynton

2005: 5½x8½: 208pp

Hb: 978-1-84169-304-0: \$69.95

Pb: 978-1-84169-305-7: \$29.95

www.psypress.com/boynton

e-inspection copy available


Advanced Research Methods in Psychology

Giles

2002: 6x9: 356pp

Hb: 978-0-415-22771-1: \$95.00

www.researchmethodsarena.com/9780415227711



Thinking With Data

Lovett & Shah (Eds.)

2007: 6x9: 320pp

Hb: 978-0-8058-5421-3: \$100.00

Pb: 978-0-8058-5422-0: \$49.95

Carnegie Mellon Symposia on Cognition Series

www.researchmethodsarena.com/9780805854220

e-inspection copy available



Bestseller!

Designing Experiments and Analyzing Data

A Model Comparison Perspective

2nd Edition

Maxwell & Delaney

2003: 7x10: 1,104pp

Hb with CD: 978-0-8058-3718-6: \$110.00

www.researchmethodsarena.com/9780805837186

e-inspection copy available

SEE ALSO

Cohen et al.: Applied Multiple Regression/Correlation Analysis for the Behavioral Sciences, 3rd Edition, page 33

Leech et al.: IBM SPSS for Intermediate Statistics: Use and Interpretation, 4th Edition, page 17

Morgan et al.: IBM SPSS for Introductory Statistics: Use and Interpretation, 4th Edition, page 16

Pedhazur & Pedhazur Schmelkin: Measurement, Design, and Analysis: An Integrated Approach, page 54

Ruscio et al.: Introduction to the Taxometric Method: A Practical Guide, page 34

Waller et al.: A Paul Meehl Reader: Essays on the Practice of Scientific Psychology, page 55


Brace: SPSS for Psychologists: 4th Edition, page 18

10% discount

Order books online for a 10% discount and free shipping on US orders above US\$30 / UK orders above £20.

ORDER ONLINE FOR A 10% DISCOUNT

and free shipping on orders above US\$30 (US/Canadian customers) / £20 (UK customers)



Categorical Data Analysis for the Behavioral and Social Sciences

Razia Azen & Cindy M. Walker

University of Wisconsin, Milwaukee, USA

"This book fills an important need for a practitioner-oriented book on categorical data analyses. It not only could serve as an excellent resource for researchers working with categorical data, but would also make an excellent text for a graduate course in categorical data analysis." - **Terry Ackerman, University of North Carolina - Greensboro, USA**

"A much needed book... it fills a significant gap in the market for a user-friendly categorical data analysis book... Anyone wishing

to learn categorical data analysis can read this book... The integration of both SPSS and SAS... increases the usability of this book." - **Sara Templin, University of Alabama, USA**

Featuring a practical approach with numerous examples, this book focuses on helping the reader develop a conceptual, rather than technical, understanding of categorical methods, making it a much more accessible text than others on the market. The authors cover common categorical analyses and emphasize specific research questions that can be addressed by each analytic procedure so that readers are able to address the research questions they wish to answer. To achieve this goal, the authors:

- Review the theoretical implications and assumptions underlying each of the procedures
- Present each concept in general terms and illustrate each with a practical example
- Demonstrate the analyses using SPSS and SAS and show the interpretation of the results provided by these programs.

A 'Look Ahead' section at the beginning of each chapter provides an overview of the material. This is followed by research questions that can be addressed using the procedure(s) covered in the chapter. A theoretical presentation of the material is provided and illustrated using realistic examples from the behavioral and social sciences. To enhance accessibility, the new procedures introduced are related to procedures covered in earlier statistics courses. Practical examples demonstrate how to obtain and interpret output in both SPSS and SAS. The emphasis on the relationship between the initial research question, the use of software, and the interpretation of the output as it relates to the initial research question allows readers to easily apply the material to their own research. The datasets for the chapter examples using SAS 9.1.3 and IBM SPSS 18 are available on the book's website. These datasets and syntax allow readers to run the programs and obtain the output. End-of-chapter exercises assist in understanding the material covered in each chapter. Solutions to the exercises are available to instructors only.

This book is written for those without an extensive mathematical background, and is ideal for graduate courses in categorical data analysis or cross-classified data analysis taught in departments of psychology, human development and family studies, sociology, education, and business. Researchers in these disciplines interested in applying these procedures will also appreciate this book's accessible approach.

Contents


1. Introduction and Overview. 2. Probability Distributions. 3. Proportions, Estimation and Goodness-of-Fit. 4. Association Between Two Categorical Variables. 5. Association Between Three Categorical Variables. 6. Modeling and the Generalized Linear Model. 7. Log-Linear Models. 8. Logistic Regression with Continuous Predictors. 9. Logistic Regression with Categorical Predictors. 10. Logistic Regression for Multicategory Outcomes. Appendix.

January 2011: 7x10: 296pp

Hb: 978-1-84872-836-3: \$59.95

www.researchmethodsarena.com/9781848728363

e-inspection copy available



Approaching Multivariate Analysis

A Practical Introduction

2nd Edition

Pat Dugard, University of Dundee, UK; **John Todman**, formerly University of Dundee, UK; **Harry Staines**, Project Statistician, Boehringer-Ingelheim

"I would particularly recommend this text to postgraduate students, but also to anyone who is looking for a way into understanding multivariate statistics." - **Alice Jones in *The Psychologist***

"The authors have done an excellent job, adding two new chapters and creating medical examples to supplement this new edition. In common with the earlier chapters, these are very nicely structured and easy to follow. The new material on using SPSS syntax is extremely useful and is the only source that I know of that provides the reader with this information." - **David Giles, University of Winchester, UK**

This fully updated 2nd edition not only provides an introduction to a range of advanced statistical techniques that are used in psychology, but has been expanded to include new chapters describing methods and examples of particular interest to medical researchers. It takes a very practical approach, aimed at enabling readers to begin using the methods to tackle their own problems.

This book provides a non-mathematical introduction to multivariate methods, with an emphasis on helping the reader gain an intuitive understanding of what each method is for, what it does and how it does it. The first chapter briefly reviews the main concepts of univariate and bivariate methods and provides an overview of the multivariate methods that will be discussed, bringing out the relationships among them, and summarising how to recognise what types of problem each of them may be appropriate for tackling. In the remaining chapters, introductions to the methods and important conceptual points are followed by the presentation of typical applications from psychology and medicine, using examples with fabricated data.

Instructions on how to do the analyses and how to make sense of the results are fully illustrated with dialogue boxes and output tables from SPSS, as well as details of how to interpret and report the output, and extracts of SPSS syntax and code from relevant SAS procedures.

This book gets students started, and prepares them to approach more comprehensive treatments with confidence. This makes it an ideal text for psychology students, medical students and students or academics in any discipline that uses multivariate methods.

Contents

Preface. 1. Multivariate Techniques in Context. 2. Analysis of Variance (ANOVA). 3. Multivariate Analysis of Variance (MANOVA). 4. Multiple Regression. 5. Analysis of Covariance (ANCOVA). 6. Partial Correlation, Mediation and Moderation. 7. Path Analysis. 8. Factor Analysis. 9. Discriminant Analysis and Logistic Regression. 10. Cluster Analysis. 11. Multidimensional Scaling. 12. Loglinear Models. 13. Poisson Regression. 14. Survival Analysis. 15. Longitudinal Data. Appendix: SPSS and SAS Syntax.

2009: 7x10: 440pp

Hb: 978-0-415-47828-1: \$89.95

www.researchmethodsarena.com/9780415478281

e-inspection copy available



Applied Multivariate Statistics for the Social Sciences

5th Edition

James P. Stevens

University of Cincinnati, USA

"Of all the texts I have ever used, this is one of the very best. ... Students find the book to be extremely understandable ... [and] nearly all keep [it] for reference purposes. ... It really is a great applied treatment of the topics. ... The examples are general enough to appeal to students across disciplines. ... The ... computer examples are very helpful. ... An extraordinarily balanced text by a highly respected author." - Dale R. Fuqua, Oklahoma State University, USA

"It is the best text I have found on multivariate stats. ... Including examples in journals is a great addition. ... The book's ... greatest strengths [include] comprehensive coverage of the analyses, thorough description and discussion of the assumptions for the analyses, and annotated SPSS print-outs." - Philip Schatz, Saint Joseph's University, USA

This best-selling text is written for those who use, rather than develop, statistical methods. Dr. Stevens focuses on a conceptual understanding of the material rather than on proving results. Numerous examples enhance understanding and a chapter on matrix algebra serves as a review. Annotated printouts from SPSS and SAS indicate what the numbers mean and encourage interpretation of the results. In addition to demonstrating how to use these packages, the author stresses the importance of checking the data, assessing the assumptions, and ensuring adequate sample size by providing guidelines so that the results can be generalized. The book is noted for its extensive applied coverage and its emphasis on statistical power. It includes numerous exercises including answers to half.

Highlights of the 5th edition include:

- New chapters on Hierarchical Linear Modeling and Structural Equation Modeling
- New exercises that feature recent journal articles to demonstrate the actual use of techniques
- A new appendix on the analysis of correlated observations
- A companion website with datasets and more.

Ideal for courses on multivariate statistics found in psychology, education, sociology, and business departments, the book also appeals to researchers with little training in multivariate methods.

Prerequisites include a course on factorial ANOVA and covariance. Working knowledge of matrix algebra is not assumed.

Contents

1. Introduction. 2. Matrix Algebra. 3. Multiple Regression. 4. Two-group Multivariate Analysis of Variance. 5. K-Group MANOVA: A Priori and Post Hoc Procedures. 6. Assumptions in MANOVA. 7. Discriminant Analysis. 8. Factorial Analysis of Variance. 9. Analysis of Covariance. 10. Stepdown Analysis. 11. Exploratory and Confirmatory Factor Analysis. 12. Canonical Correlation. 13. Repeated Measures Analysis. 14. Categorical Data Analysis: The Log Linear Model. 15. *N. Beretvas*, Hierarchical Linear Modeling. 16. *L.R. Fabrigar & D.T. Wegener*, Structural Equation Modeling. Appendixes. A. Statistical Tables. B. Obtaining Nonorthogonal Contrasts in Repeated Measures Designs. Answers.


2009: 7x10: 664pp

Hb: 978-0-8058-5901-0: \$135.00

Pb: 978-0-8058-5903-4: \$85.00

www.psypress.com/applied-multivariate-statistics-for-the-social-sciences

e-inspection copy available



Complimentary copy available!

An Introduction to Applied Multivariate Analysis

Tenko Raykov, Michigan State University, USA
George A. Marcoulides, University of California, Riverside, USA

“This text is very well-written and makes important connections between univariate and multivariate procedures. ... [It] allows readers to understand progressive developments that build on previously established foundations ... [and] provides a good conceptual understanding of multivariate procedures.” - **Tim Konold, University of Virginia, USA**

This comprehensive text introduces readers to the most commonly used multivariate techniques at an introductory level. This book is distinguished by its use of latent variable modeling to address multivariate questions specific to behavioral and social scientists including missing data analysis and longitudinal data modeling. A book-specific website provides files with all of the data used in the text in SAS, Mplus, and/or SPSS so readers can replicate the results.

Ideal for graduate and advanced undergraduate students in the behavioral, social, and educational sciences, this book will also appeal to researchers in these disciplines who have limited familiarity with multivariate statistics.

2008: 6x9: 496pp

Hb: 978-0-8058-6375-8: \$105.00

www.psypress.com/applied-multivariate-analysis

Complimentary examination copy available



Bestseller!

Applied Multiple Regression/Correlation Analysis for the Behavioral Sciences

3rd Edition

Jacob Cohen, formerly New York University, USA;
Patricia Cohen, New York State Psychiatric Unit and Columbia University, USA; Stephen G. West, Leona S. Aiken, Arizona State University, USA

“Anyone with an interest in or need to carry out MR will find it invaluable.” - **British Journal of Mathematical and Statistical Psychology**

This classic text on multiple regression is noted for its nonmathematical, applied, and data-analytic approach. Readers profit from its verbal-conceptual exposition and frequent use of examples. The applied emphasis provides clear illustrations of the principles and provides worked examples of the types of applications that are possible. Researchers learn how to specify regression models that directly address their research questions. An overview of the fundamental ideas of multiple regression and a review of bivariate correlation and regression and other elementary statistical concepts provide a strong foundation for understanding the rest of the text. The datasets are available at www.researchmethodsarena.com/9780805822236.

2002: 7x10: 736pp

Hb: 978-0-8058-2223-6: \$95.00

www.researchmethodsarena.com/9780805822236

e-inspection copy available

ORDER ONLINE FOR A 10% DISCOUNT

and free shipping on orders above US\$30 (US/Canadian customers) / £20 (UK customers)

ALSO AVAILABLE

New edition due 2012!

The Essence of Multivariate Thinking

Basic Themes and Methods

Lisa L. Harlow

2005: 6x9: 264pp

Hb with CD: 978-0-8058-3729-2: \$105.00

Pb with CD: 978-0-8058-3730-8: \$47.50

Multivariate Applications Series

www.psypress.com/multivariate-applications

e-inspection copy available

Introduction to the Taxometric Method

A Practical Guide

Ruscio et al.

2006: 6x9: 368pp

Hb with CD: 978-0-8058-4749-9: \$100.00

Pb with CD: 978-0-8058-5976-8: \$49.95

www.researchmethodsarena.com/9780805859768

e-inspection copy available

SEE ALSO

Aberson: Applied Power Analysis for the Behavioral Sciences, page 46

Cohen: Statistical Power Analysis for the Behavioral Sciences, 2nd Edition, page 48

Davey & Savla: Statistical Power Analysis with Missing Data: A Structural Equation Modeling Approach, page 47

Grissom & Kim: Effect Sizes for Research: Univariate and Multivariate Applications, 2nd Edition, page 45

Murphy et al.: Statistical Power Analysis: A Simple and General Model for Traditional and Modern Hypothesis Tests, 3rd Edition, page 48

Research Methods Arena

Discover a wealth of Research Methods resources at
www.researchmethodsarena.com

- 10% discount on all online orders
- Free shipping on online orders
(UK customers: free shipping on orders of £20 or more.)
- View the latest catalogs online
- Sign up to receive free email alerts
- The latest books and journal issues
- Special offers, news, calls for papers
- Forthcoming events and conferences

For related resources see also:

Social Psychology Arena

www.socialpsychologyarena.com

Cognitive Psychology Arena

www.cognitivepsychologyarena.com

Developmental Psychology Arena


www.developmentalpsychologyarena.com

Neuropsychology Arena

www.neuropsychologyarena.com

Work & Organizational Psychology Arena

www.workpsychologyarena.com



New!

Structural Equation Modeling with Mplus

Basic Concepts, Applications, and Programming

Barbara M. Byrne

University of Ottawa, Canada

Multivariate Applications Series

“Barbara Byrne has published another winner – a practically oriented, thorough, and accessible resource for students and researchers who want to harness the power of Mplus for their SEM analyses. The writing is clear and engaging. I anticipate

assigning the book in my graduate SEM course and recommending it to fellow researchers. This book will be a valuable resource for moving from knowing about SEM to using it.” - Rick H. Hoyle, Duke University, USA

Modeled after Barbara Byrne's other best-selling structural equation modeling (SEM) books, this practical guide reviews the basic concepts and applications of SEM using *Mplus* Version 6. The author reviews SEM applications based on actual data taken from her own research. Using non-mathematical language, it is written for the novice SEM user. With each application chapter, the author 'walks' the reader through all steps involved in testing the SEM model, including:

- An explanation of the issues addressed
- Illustrated and annotated testing of the hypothesized and post hoc models
- Explanation and interpretation of all *Mplus* input and output files
- Important caveats pertinent to the SEM application under study
- A description of the data and reference upon which the model was based
- The corresponding data and syntax files available at www.psypress.com/sem-with-mplus/datasets.

Intended for researchers, practitioners, and students who use SEM and *Mplus* in their work, this book is an ideal resource for graduate level courses on SEM taught in psychology, education, business, and other social and health sciences and/or as a supplement for courses on applied statistics, multivariate statistics, intermediate or advanced statistics, and/or research design. Appropriate for those with limited exposure to SEM or *Mplus*, a prerequisite of basic statistics through regression analysis is recommended.

Contents

Part 1. Introduction. 1. Structural Equation Models: The Basics. 2. Using the *Mplus* Program. **Part 2. Single-Group Analyses. Confirmatory Factor Analytic Models.** 3. Testing the Factorial Validity of a Theoretical Construct (1st-order CFA Model). 4. Testing the Factorial Validity of Scores from a Measuring Instrument (1st-order CFA Model). 5. Testing the Validity of Scores from a Measuring Instrument (2nd-order CFA Model). **The Full Latent Variable Model.** 6. Testing the Validity of a Causal Structure. **Part 3. Multiple-Group Analyses. Confirmatory Factor Analytic Models.** 7. Testing for the Factorial Equivalence of a Measuring Instrument (Analysis of Covariance Structures). 8. Testing for the Equivalence of Latent Factor Means (Analysis of Mean and Covariance Structures). **The Full Latent Variable Model.** 9. Testing for the Equivalence of a Causal Structure (Analysis of Covariance Structures). **Part 4. Other Important Topics.** 10. Testing Evidence of Construct Validity: The Multitrait-Multimethod Model. 11. Testing Change Over Time: The Latent Growth Curve Model. 12. Testing Within- and Between-Level Variability: The Multilevel Model.

July 2011: 6x9: 430pp

Hb: 978-0-8058-5986-7: \$100.00


Pb: 978-1-84872-839-4: \$45.95

www.psypress.com/sem-with-mplus

e-inspection copy available

ORDER ONLINE FOR A 10% DISCOUNT

and free shipping on orders above US\$30 (US/Canadian customers) / £20 (UK customers)



New!

Longitudinal Data Analysis

A Practical Guide for Researchers in Aging, Health, and Social Sciences

Jason Newsom, Portland State University, USA;
Richard N. Jones, Harvard University, USA; Scott
M. Hofer, University of Victoria, Canada (Eds.)

Multivariate Applications Series

"This first-rate, easily accessible volume is way ahead of the pack. The clear, pragmatic discussion puts even the most challenging longitudinal data analytic techniques within the grasp of graduate students and faculty alike. It's all right here – everything from the

identification of data sets to the location of the best software packages to analyze them. What a service to the field!" - Neal Krause, University of Michigan, USA

"I expect this book will help generate really good longitudinal analyses of our most pressing substantive problems. I certainly wish I had a book like this when I was starting out in this area!" - John J. McArdle, University of Southern California, USA

This book provides accessible treatment to state-of-the-art approaches to analyzing longitudinal studies. Comprehensive coverage of the most popular analysis tools allows readers to choose the techniques that best fit their research. The analyses are illustrated with examples from major longitudinal data sets including practical information about their content and design. Illustrations from software packages offer tips on how to interpret the results. Each chapter features suggested readings for additional study and a list of articles that further illustrate how to implement the analysis. Syntax examples for several software packages for each of the chapter examples are provided at www.psypress.com/longitudinal-data-analysis.

Although many of the examples address health or social science questions related to aging, readers from other disciplines will find the analyses relevant to their work. In addition to demonstrating statistical analysis of longitudinal data, the book shows how to interpret and analyze the results within the context of the research design. The methods covered in this book are applicable to a range of applied problems including short- to long-term longitudinal studies using a range of sample sizes.

An ideal supplement for graduate level courses on data analysis and/or longitudinal modeling taught in psychology, gerontology, public health, medicine, sociology, social work, and other behavioral, social, and health sciences, this book will also appeal to researchers in these fields.

Contents

N. Huguet et al., Existing Longitudinal Data Sets for the Study of Health and Social Aspects of Aging. *S.D. Cunningham, N. Huguet*, Weighting and Complex Sampling Design Adjustments in Longitudinal Studies. *D. Feng et al.*, Missing Data and Attrition. *D.E. Bontempo et al.*, Measurement Issues in the Analysis of Within-Person Change. *J.T. Newsom*, Basic Longitudinal Analysis Approaches for Continuous and Categorical Variables. *D.L. Roth, D.P. MacKinnon*, Mediation Analysis with Longitudinal Data. *B.A. Shaw, J. Liang*, Growth Models with Multilevel Regression. *M.J. Rovine, S. Liu*, Structural Equation Modeling Approaches to Longitudinal Data. *R.N. Jones*, Latent Growth Curve Models. *A. Jajodia*, Dynamic Structural Equation Models of Change. *S.E. Graham et al.*, Using Discrete-Time Survival Analysis to Study Event Occurrence.


July 2011: 6x9: 405pp

Hb: 978-0-415-87414-4: \$90.00

Pb: 978-0-415-87415-1: \$47.50

www.psypress.com/longitudinal-data-analysis

e-inspection copy available



Multilevel Analysis

Techniques and Applications

2nd Edition

Joop Hox

Utrecht University, The Netherlands

Quantitative Methodology Series

"Dr. Hox is a master at presenting sophisticated statistical ideas and models in very pragmatic ways." - **Donald Hedeker, University of Illinois at Chicago, USA**

"One of the most readable texts on multilevel analysis. Hox does a masterful job of making the complex palatable. This book is a great addition for the practitioner and methodologist alike." - **J. Kyle Roberts, Southern Methodist University, USA**

"The writing style is unquestionably a strength of this book particularly when compared to competing books ... Without question I would adopt the revised version and recommend it to others. The ... changes ... strengthen an already effective book." - **Dick Carpenter, University of Colorado, Colorado Springs, USA**

Noted as an accessible introduction to multilevel techniques, this book also includes advanced extensions, making it useful as both an introduction and as a reference guide. Basic models and examples are discussed with an emphasis on understanding the methodological and statistical issues involved in using these models. The estimation and interpretation of multilevel models is demonstrated using realistic examples from various disciplines. For example, readers will find datasets on stress in hospitals, GPA scores, survey responses, street safety, epilepsy, divorce, and sociometric scores. The datasets are available on www.joophox.net in SPSS, HLM, MLwiN, LISREL and/or *Mplus* files. Readers are introduced to both the multilevel regression model and multilevel structural models.

Highlights of the 2nd edition include:

- New chapters on multilevel models for ordinal and count data and multilevel survival analysis
- Updated chapters on multilevel structural equation modeling that reflect the technical progress of the last few years
- Some simpler examples have been added to help the novice, whilst the more complex examples that combine more than one problem have been retained
- A new section on multivariate meta-analysis
- Expanded chapter on the logistic model for dichotomous data and proportions with new estimation methods
- An updated companion website at www.joophox.net with datasets for all the text examples and instructor resources.

Ideal for courses on multilevel modeling taught in psychology, education, sociology, the health sciences, and business, the extensions also make this a favorite resource for researchers in these disciplines. A basic understanding of ANOVA and multiple regression is assumed. The section on multilevel SEM assumes a basic understanding of SEM.

Contents

1. Introduction to Multilevel Analysis. 2. The Basic Two-level Regression Model. 3. Estimation and Hypothesis Testing in Multilevel Regression. 4. Some Important Methodological and Statistical Issues. 5. Analyzing Longitudinal Data. 6. The Multilevel Generalized Linear Model for Dichotomous Data and Proportions. 7. The Multilevel Generalized Linear Model for Categorical and Count Data. 8. Multilevel Survival Analysis. 9. Cross-classified Multilevel Models. 10. Multivariate Multilevel Regression Models. 11. The Multilevel Approach to Meta-analysis. 12. Sample Sizes and Power Analysis in Multilevel Regression. 13. Advanced Issues in Estimation and Testing. 14. Multilevel Factor Models. 15. Multilevel Path Models. 16. Latent Curve Models.

April 2010: 6x9: 392pp

Hb: 978-1-84872-845-5: \$95.00

Pb: 978-1-84872-846-2: \$46.95

www.researchmethodsarena.com/9781848728462

e-inspection copy available

ORDER ONLINE FOR A 10% DISCOUNT

and free shipping on orders above US\$30 (US/Canadian customers) / £20 (UK customers)



Handbook of Advanced Multilevel Analysis

Joop Hox, Utrecht University, The Netherlands
J. Kyle Roberts, Southern Methodist University, USA
 (Eds.)

European Association of Methodology Series

"Perhaps the most interesting aspect of this handbook is its focus on a range of non-standard multilevel analysis topics such as structural equation modelling (SEM), item response theory (IRT), mixture models and dyadic data analysis. It is the timely inclusion of these topics ... which distinguishes this handbook from competing books. ... Overall I enjoyed this handbook and would recommend it to advanced applied researchers with a firm

grounding in multilevel analysis." - **George Leckie**, University of Bristol, UK, in the *Journal of the Royal Statistical Society*

"This is a wonderful addition to the field of multilevel modeling. It is a state-of-the-art contribution from the frontiers of the field. Chapters are written by leading authorities and cover a wide array of models from introductory to more advanced. This book will become an essential reference resource." - **George A. Marcoulides**, University of California, Riverside, USA

In this definitive resource on advanced multilevel analysis topics, the top minds in the field address the latest applications of multilevel modeling and the difficulties that are becoming more common as more complicated models are developed. Each chapter features examples that use actual datasets. These datasets, as well as the code to run the models, are available at www.hlm-online.com. Each chapter includes an introduction that sets the stage for the material to come and a conclusion.

Intended for researchers in a variety of fields including psychology, education, and the social and health sciences, this handbook also serves as an excellent text for graduate level courses in multilevel modeling. A basic knowledge of multilevel modeling is assumed.


Contents

Part 1. Introduction. *J. Hox, J.K. Roberts*, Multilevel Analysis: Where We Were and Where We Are. **Part 2. Multilevel Latent Variable Modeling (LVM).** *B. Muthén, T. Asparouhov*, Beyond Multilevel Regression Modeling: Multilevel Analysis in a General Latent Variable Framework. *A. Kamata, B. Vaughn*, Multilevel IRT Modeling. *J. Vermunt*, Mixture Models for Multilevel Data Sets. **Part 3. Multilevel Models for Longitudinal Data.** *J. Hox*, Panel Modeling: Random Coefficients and Covariance Structures. *R.D. Stoel, F.G. Garre*, Growth Curve Analysis Using Multilevel Regression and Structural Equation Modeling. **Part 4. Special Estimation Problems.** *D. Hedeker, R.J. Mermelstein*, Multilevel Analysis of Ordinal Outcomes Related to Survival Data. *E.L. Hamaker, I. Klugkist*, Bayesian Estimation of Multilevel Models. *H. Goldstein*, Bootstrapping in Multilevel Models. *S. van Buuren*, Multiple Imputation of Multilevel Data. *J. Kim, C.M. Swoboda*, Handling Omitted Variable Bias in Multilevel Models: Model Specification Tests and Robust Estimation. *J.K. Roberts et al.*, Explained Variance in Multilevel Models. *E.L. Hamaker et al.*, Model Selection Based on Information Criteria in Multilevel Modeling. *M. Moerbeek, S. Teerenstra*, Optimal Design in Multilevel Experiments. **Part 5. Specific Statistical Issues.** *J. Algina, H. Swaminathan*, Centering in Two-level Nested Designs. *S.N. Beretvas*, Cross-classified and Multiple Membership Models. *D.A. Kenny, D.A. Kashy*, Dyadic Data Analysis Using Multilevel Modeling.

July 2010: 7x10: 408pp

Hb: 978-1-84169-722-2: \$80.00

www.psypress.com/european-association-of-methodology
 e-inspection copy available



Multilevel and Longitudinal Modeling with IBM SPSS

Ronald H. Heck, University of Hawai'i at Manoa, USA; **Scott L. Thomas**, Claremont Graduate University, USA; **Lynn N. Tabata**, University of Hawai'i at Manoa, USA

Quantitative Methodology Series

"With its thorough coverage of the statistical underpinnings of multilevel modeling and the detailed step-by-step instructions on how to analyze data with IBM SPSS, this text is a goldmine for graduate instruction!" - **Laura M. Stapleton**, University of Maryland, Baltimore County, USA

"This text has both depth and breadth of coverage, with material that is accessible and transparent to the novice but at the same time comprehensive for the experienced researcher. It is one of those rare texts that is thorough in both the 'how to's of the software and the concepts. It is a key multilevel text that any multilevel researcher will not want to be without." - **Debbie L. Hahs-Vaughn**, University of Central Florida, USA

"I would purchase the book and require it for my courses. ... It is a unique contribution to the field. ... I wish I had thought of writing it first!" - **Dick Carpenter**, University of Colorado, Colorado Springs, USA

This is the first book to demonstrate how to use the multilevel and longitudinal modeling techniques available in IBM SPSS Version 18. Annotated screen shots with all of the key output provide readers with a step-by-step understanding of each technique as they navigate through the program. Diagnostic tools, data management issues, and related graphics are introduced throughout. SPSS commands show the flow of the menu structure and how to facilitate model building. Annotated syntax is also available for those who prefer this approach. Most chapters feature an extended example that show readers the context and rationale of the research questions and the steps around which the analyses are structured. The text and syntax examples are available at www.psypress.com/multilevel-modeling-techniques/spss-ibm.

Ideal as a supplementary text for graduate level courses on multilevel, longitudinal, latent variable modeling, multivariate statistics, and/or advanced quantitative techniques taught in departments of psychology, business, education, health, and sociology, this book's practical approach will also appeal to researchers in these fields.

Contents

1. Introduction to Multilevel and Longitudinal Modeling with IBM SPSS. 2. Preparing and Examining the Data for Multilevel Analyses. 3. Defining a Basic Two-level Multilevel Regression Model. 4. Three-level Univariate Regression Models. 5. Examining Individual Change with Repeated Measures Data. 6. Methods for Examining Organizational-level Change. 7. Multivariate Multilevel Models. 8. Cross-classified Multilevel Models. 9. Concluding Thoughts. Appendixes. A: Syntax Statements. B: Model Comparisons Across Software Applications.


April 2010: 8½x11: 356pp

Hb: 978-1-84872-862-2: \$100.00

Pb: 978-1-84872-863-9: \$43.95

www.psypress.com/multilevel-modeling-techniques/spss-ibm

e-inspection copy available



A Beginner's Guide to Structural Equation Modeling

3rd Edition

Randall Schumacker, University of Alabama, USA
Richard G. Lomax, The Ohio State University, USA

"The authors' considerable experience as modelers and teachers really shines throughout this edition, as reflected in the accessibility and coverage of the writing, the extensive practical software examples, and the useful troubleshooting and reporting tips." - **Gregory R. Hancock**, University of Maryland, USA

"The authors guide us through SEM basics to more advanced techniques in an easily comprehensible style. As such, it is a great resource for both novice and veteran users of SEM." - **Maria Regina Reyes**, Yale University, USA

This bestseller introduces readers to structural equation modeling (SEM) so they can conduct their own analysis and critique related research. Noted for its accessible, applied approach, chapters cover basic concepts and practices and computer input/output from Lisrel 8.8 in the examples. Each chapter features an outline, key concepts, a summary, numerous examples from a variety of disciplines, and tables and figures, including path diagrams, to assist with conceptual understanding.

Highlights of the 3rd edition include:

- A website with raw datasets for the book's examples and exercises that can be used with any SEM program, all of the book's exercises, hotlinks to related websites, and answers to all of the exercises for instructors only
- Troubleshooting tips on how to address the most frequently encountered problems
- Examples now reference the free student version of Lisrel 8.8
- Expanded coverage with more on multiple-group, multi-level, and mixture modeling, second-order and dynamic factor models, and Monte Carlo methods
- Increased coverage of sample size and power and reporting research
- Journal article references help readers better understand published research
- 25% new exercises with answers to half in the book.

Designed for introductory graduate-level courses in SEM taught in psychology, education, business, and the social and healthcare sciences, this practical book also appeals to researchers in these disciplines. An understanding of correlation is assumed.

Contents

1. Introduction. 2. Data Entry and Data Editing Issues. 3. Correlation. 4. SEM Basics. 5. Model Fit. 6. Regression Models. 7. Path Models. 8. Confirmatory Factor Models. 9. Developing Structural Equation Models: Part I. 10. Developing Structural Equation Models: Part II. 11. Reporting SEM Research: Guidelines and Recommendations. 12. Model Validation. 13. Multiple Sample, Multiple Group, and Structured Means Models. 14. Second Order, Dynamic, and Multi Trait Multi Method Models. 15. Multiple Indicator Multiple Indicator Cause, Mixture, and Multi-level Models. 16. Interaction, Latent Growth, and Monte Carlo Methods. 17. Matrix Approach to Structural Equation Modeling.


April 2010: 6x9: 536pp

Hb: 978-1-84169-890-8: \$100.00

Pb: 978-1-84169-891-5: \$59.95

www.researchmethodsarena.com/9781841698915

e-inspection copy available



Bestseller!

Structural Equation Modeling With AMOS

Basic Concepts, Applications, and Programming

2nd Edition

Barbara M. Byrne

University of Ottawa, Canada

Multivariate Applications Series

"This ... much anticipated and timely updating of the widely read first edition ... is characterized by the same strengths ... the thorough and accessible presentation of a comprehensive range of topics based on real empirical data. Dr. Byrne's book is indispensable to any applied researcher using these techniques in practice."

- Patrick Curran, University of North Carolina, USA

This bestseller provides a practical guide to the basic concepts of structural equation modeling (SEM) and the AMOS program. The author 'walks' the reader through a variety of SEM applications based on actual data taken from her own research. Noted for its easy-to-follow approach, this book is written for the novice SEM user. Each application is accompanied by:

- An explanation of the issues addressed
- A schematic representation of the models tested
- AMOS input and output with accompanying interpretation and explanation
- Use and function of the icons in the AMOS toolbar and their related pull-down menus
- The data upon which the model was based, as well as the related published reference.

Highlights of the 2nd edition include:

- All-new screen shots from the AMOS program (Versions 17 & 18)
- All data files now available online
- Application of a multitrait-multimethod model, latent growth curve model, and second-order model based on categorical data.

Intended for researchers, practitioners, and students who use SEM and AMOS in their work, this is an ideal resource for courses on SEM taught at the graduate level in psychology, education, business, and other applied social and health sciences and/or as a supplement in other courses on advanced statistics/research design. A prerequisite of statistics through regression analysis is recommended.

Contents

Part 1. Introduction. 1. Structural Equation Models: The Basics. 2. Using the AMOS Program. **Part 2. Applications in Single-group Analyses.** 3. Testing for the Factorial Validity of a Theoretical Construct (First-order CFA Model). 4. Testing for the Factorial Validity of Scores from a Measuring Instrument (First-order CFA Model). 5. Testing for the Factorial Validity of Scores from a Measuring Instrument (Second-order CFA Model). 6. Testing the Validity of a Causal Structure. **Part 3. Applications in Multiple-group Analyses.** 7. Testing for the Factorial Equivalence of Scores from a Measuring Instrument (First-order CFA Model). 8. Testing for the Equivalence of Latent Mean Structures (First-order CFA Model). 9. Testing for the Equivalence of a Causal Structure. **Part 4. Other Important Applications.** 10. Testing for Construct Validity: The Multitrait-Multimethod Model. 11. Testing for Change Over Time: The Latent Growth Curve Model. **Part 5. Other Important Topics.** 12. Bootstrapping as an Aid to Nonnormal Data. 13. Addressing the Issue of Missing Data.

2009: 6x9: 416pp

Hb: 978-0-8058-6372-7: \$100.00


Pb: 978-0-8058-6373-4: \$52.50

www.psyypress.com/sem-with-amos

e-inspection copy available

ORDER ONLINE FOR A 10% DISCOUNT

and free shipping on orders above US\$30 (US/Canadian customers) / £20 (UK customers)



Introduction to Statistical Mediation Analysis

David MacKinnon

Arizona State University, USA

Multivariate Applications Series

"A welcome addition to the field. ... Important for researchers who want to examine models more complex than simple prediction." -

Lisa L. Harlow, University of Rhode Island, USA

"Overall, I found these chapters to be uniformly excellent. The text was well written, nicely organized, and technically rigorous while remaining broadly accessible." - **Patrick Curran, University of North Carolina, Chapel Hill, USA**

This volume introduces the statistical, methodological, and conceptual aspects of mediation analysis. Applications from health, social, and developmental psychology, sociology, communication, exercise science, and epidemiology are emphasized throughout. Single-mediator, multilevel, and longitudinal models are reviewed. The author's goal is to help the reader apply mediation analysis to their own data and understand its limitations.

Each chapter features an overview, numerous worked examples, a summary, and exercises (with answers to half of the questions). The accompanying CD contains outputs described in the book from SAS, SPSS, LISREL, EQS, MPLUS, and CALIS, and a program to simulate the model. The notation used is consistent with existing literature on mediation in psychology.

The book opens with a review of the types of research questions the mediation model addresses. Part II describes the estimation of mediation effects including assumptions, statistical tests, and the construction of confidence limits. Advanced models including mediation in path analysis, longitudinal models, multilevel data, categorical variables, and mediation in the context of moderation are then described. The book closes with a discussion of the limits of mediation analysis, additional approaches to identifying mediating variables, and future directions.

Intended for researchers and advanced students in health, social, clinical, and developmental psychology as well as communication, public health, nursing, epidemiology, and sociology, some exposure to graduate-level research methods or statistics is assumed. The overview of mediation analysis and the guidelines for conducting a mediation analysis will be appreciated by all readers.

Contents

Introduction. 1. Applications of the Mediation Model. 2. Single Mediator Model. 3. Single Mediator Model Details. 4. Multiple Mediator Model. 5. Path Analysis Mediation Models. 6. Latent Variable Mediation Models. 7. Longitudinal Mediation Models. 8. Multilevel Mediation Models. 9. Mediation and Moderation. 10. Mediation in Categorical Data Analysis. 11. Computer Intensive Methods for Mediation Models. 12. Causal Inference for Mediation Models. 13. Additional Approaches to Identifying Mediating Variables. 14. Conclusions and Future Directions. Appendices: Answers to Odd-numbered Exercises. Notation.

2008: 6x9: 488pp

Hb with CD: 978-0-8058-3974-6: \$105.00

Pb with CD: 978-0-8058-6429-8: \$49.95

www.psypress.com/multivariate-applications

e-inspection copy available

ALSO AVAILABLE**Event History Analysis With Stata**

Blossfeld et al.

2007: 6x9: 312pp

Hb: 978-0-8058-6046-7: \$100.00

Pb: 978-0-8058-6047-4: \$42.50

www.researchmethodsarena.com/9780805860474**Structural Equation Modeling With EQS**Basic Concepts, Applications, and Programming
2nd Edition

Byrne

2006: 6x9: 456pp

Hb with CD: 978-0-8058-4125-1: \$105.00

Pb with CD: 978-0-8058-4126-8: \$52.50

Multivariate Applications Series

www.psypress.com/multivariate-applications

e-inspection copy available

Bestseller!**Structural Equation Modeling With Lisrel, Prelis, and Simplis**

Basic Concepts, Applications, and Programming

Byrne

1998: 6x9: 432pp

Hb: 978-0-8058-2924-2: \$57.50

Multivariate Applications Series

www.psypress.com/multivariate-applications

e-inspection copy available

Modeling Dyadic and Interdependent Data in the Developmental and Behavioral Sciences

Card et al. (Eds.)

2008: 6x9: 464pp

Hb: 978-0-8058-5972-0: \$105.00

Pb: 978-0-8058-5973-7: \$54.95

www.researchmethodsarena.com/9780805859737

e-inspection copy available

Applied Data Analytic Techniques For Turning Points Research

Cohen (Ed.)

2008: 6x9: 256pp

Hb: 978-0-8058-5451-0: \$90.00

Pb: 978-0-8058-5452-7: \$42.50

Multivariate Applications Series

www.psypress.com/multivariate-applications

e-inspection copy available

Factor Analysis at 100

Historical Developments and Future Directions

Cudeck & MacCallum (Eds.)

2007: 6x9: 384pp

Hb: 978-0-8058-5347-6: \$105.00

Pb: 978-0-8058-6212-6: \$49.95

www.researchmethodsarena.com/9780805862126

e-inspection copy available

An Introduction to Latent Variable Growth Curve ModelingConcepts, Issues, and Applications
2nd Edition

Duncan et al.

2006: 6x9: 272pp

Hb with CD: 978-0-8058-5546-3: \$85.00

Pb with CD: 978-0-8058-5547-0: \$42.50

Quantitative Methodology Series

www.psypress.com/quantitative-methodology

e-inspection copy available

An Introduction to Multilevel Modeling Techniques

2nd Edition

Heck & Thomas

2008: 6x9: 280pp

Hb: 978-1-84169-755-0: \$100.00

Pb: 978-1-84169-756-7: \$52.50

Quantitative Methodology Series

www.psypress.com/multilevel-modeling-techniques

e-inspection copy available

Modeling Contextual Effects in Longitudinal Studies

Little et al. (Eds.)

2007: 6x9: 392pp

Hb: 978-0-8058-5019-2: \$105.00

Pb: 978-0-8058-6207-2: \$47.50

www.researchmethodsarena.com/9780805862072

e-inspection copy available

Bestseller!**Latent Variable Models**An Introduction to Factor, Path, and Structural
Equation Analysis

4th Edition

Loehlin

2004: 6x9: 336pp

Hb with CD: 978-0-8058-4909-7: \$115.00

Pb with CD: 978-0-8058-4910-3: \$54.95

www.researchmethodsarena.com/9780805849103

e-inspection copy available

ALSO AVAILABLE**A First Course in Structural Equation Modeling**

2nd Edition

Raykov & Marcoulides

2006: 6x9: 248pp

Hb with CD: 978-0-8058-5587-6: \$90.00

Pb with CD: 978-0-8058-5588-3: \$42.50

www.researchmethodsarena.com/9780805855883

e-inspection copy available

Multilevel Analysis of Individuals and Cultures

van de Vijver et al. (Eds.)

2008: 6x9: 448pp

Hb: 978-0-8058-5891-4: \$105.00

Pb: 978-0-8058-5892-1: \$54.95

www.researchmethodsarena.com/9780805858921

e-inspection copy available

Longitudinal Models in the Behavioral and Related Sciences

van Montfort et al. (Eds.)

2006: 6x9: 464pp

Hb: 978-0-8058-5913-3: \$145.00

Pb: 978-0-8058-6168-6: \$54.95

European Association of Methodology Series

www.psypress.com/european-association-of-methodology

e-inspection copy available

Modeling Intraindividual Variability With Repeated Measures Data

Methods and Applications

Moskowitz & Hershberger (Eds.)

2001: 6x9: 296pp

Hb: 978-0-8058-3125-2: \$80.00

Multivariate Application Series

www.psypress.com/multivariate-applications

e-inspection copy available

Multilevel Modeling

Methodological Advances, Issues, and Applications

Reise & Duan (Eds.)

2003: 6x9: 328pp

Hb: 978-0-8058-3670-7: \$100.00


Pb: 978-0-8058-5170-0: \$49.95

Multivariate Application Series

www.psypress.com/multivariate-applications

e-inspection copy available

Find us on
Facebook®www.facebook.com/PsychologyPress



New edition!

Effect Sizes for Research Univariate and Multivariate Applications 2nd Edition

Robert J. Grissom & John J. Kim
San Francisco State University, USA

"A thousand copies of this book should be dropped from a low flying airplane over ... the 4,200 college and university campuses in America. ... No ... quantitative professor, researcher, or student should be without this text. ... The writing style is clear ... and a pleasure to read... ... The first edition was the most complete treatment to date on the subject; the revision will put it in a class of its own." - **Shlomo Sawilowsky, Wayne State University, USA**

"I feel very positively about the ... changes. ... It is important for graduate students to understand effect size in multivariate statistics. ... The book presents a good theoretical background on the effect sizes for various statistical procedures and it is ... way ahead of other books. ... The authors write well. ... It [is] an excellent text on effect sizes. ... I would ... use the book in my course." - **Aman Yadav, Purdue University, USA**

This greatly expanded new edition now covers the use of univariate and multivariate effect sizes. A variety of measures and estimators are reviewed along with their application, interpretation, and limitations. Noted for its practical approach, the book features numerous examples using real data for a variety of variables and designs, to help readers apply the material to their own data. Tips on the use of SPSS, SAS, R, and S-Plus are provided. The book features a variety of examples from psychology, medicine, education, and other social sciences. Special attention is paid to confidence intervals, the statistical assumptions of the methods, and robust estimators of effect sizes.

With more than 40% new material, highlights of the new edition include:

- Three new multivariate chapters covering effect sizes for analysis of covariance, multiple regression/correlation, and multivariate analysis of variance
- More learning tools in each chapter including introductions, summaries, 'Tips and Pitfalls', and more conceptual and computational questions
- More coverage of univariate effect sizes, confidence intervals, and effect sizes for repeated measures to reflect their increased use in research
- More software references for calculating effect sizes and their confidence intervals including SPSS, SAS, R, and S-Plus
- The data used in the book is now provided on the web along with suggested calculations for computational practice.

Intended as a resource for professionals, researchers, and advanced students in a variety of fields, this book is also an excellent supplement for advanced statistics courses in psychology, education, the social sciences, business, and medicine. A prerequisite of introductory statistics through factorial analysis of variance and chi-square is recommended.

Contents

1. Introduction. 2. Confidence Intervals for Comparing the Averages of Two Groups. 3. The Standardized Difference Between Means. 4. Correlational Effect Sizes and Related Topics. 5. Parametric and Nonparametric Effect Size Measures That Go Beyond Comparing Two Averages. 6. Effect Sizes for One-Way ANOVA and Nonparametric Approaches. 7. Effect Sizes for Factorial Designs. 8. Effect Sizes for Categorical Variables. 9. Effect Sizes for Ordinal Categorical Dependent Variables (Rating Scales). 10. Effect Sizes for Multiple Regression/Correlation. 11. Effect Sizes for Analysis of Covariance. 12. Effect Sizes for Multivariate Analysis of Variance.

October 2011: 6x9: 460pp

Hb: 978-0-415-87768-8: \$100.00


Pb: 978-0-415-87769-5: \$49.95

www.researchmethodsarena.com/9780415877695

e-inspection copy available

ORDER ONLINE FOR A 10% DISCOUNT

and free shipping on orders above US\$30 (US/Canadian customers) / £20 (UK customers)



Applied Power Analysis for the Behavioral Sciences

Christopher L. Aberson

Humboldt State University, USA

"This book presents concepts in a more accessible manner than the other books out there. ... The step-by-step explanations should make it accessible to a wide range of readers, even advanced undergraduates. ... The inclusion of SPSS syntax ... makes the material such that more advanced readers are still interested and engaged." - **Allen I. Huffcutt, Bradley University, USA**

"The book provides users with the means to compute power accurately for many situations. ... The SPSS syntax ... allows the user to see a range of possible outcomes. ... [It] provides methods

for dealing with complex data with greater accuracy. ... Appropriate ... as a supplement to any multivariate course." - **Dale Berger, Claremont Graduate University, USA**

"An important addition to every applied worker's tool chest. ... A nice complement to our ANOVA/ANOCOVA course, MANOVA/MANOCOVA course." - **Shlomo Sawilowsky, Wayne State University, USA**

This practical guide on conducting power analyses using IBM SPSS was written for students and researchers with limited quantitative backgrounds. Readers will appreciate the coverage of topics that are not well described in competing books, such as estimating effect sizes, power analyses for complex designs, multiple regression and multi-factor ANOVA approaches, and power for multiple comparisons and simple effects. Practical issues such as how to increase power without increasing sample size, how to report findings, how to derive effect size expectations, and how to support null hypotheses are also addressed. Unlike other texts, this book focuses on the statistical and methodological aspects of the analyses.

Ready-to-use IBM SPSS syntax for conducting analyses are provided at www.psyppress.com/applied-power-analysis. Annotations for each syntax protocol review the modifications necessary for researchers to adapt the syntax to their own analyses. Numerous examples enhance accessibility by demonstrating specific issues that must be addressed and by providing interpretations of IBM SPSS output. Several examples address techniques for estimation of power and hand calculations as well. Chapter summaries and key statistics sections also aid in understanding the material.

An ideal supplement for graduate-level research methods, experimental design, psychometrics, and/or advanced/multivariate statistics taught in the behavioral, social, biological, and medical sciences, researchers in these fields also appreciate this book's practical emphasis. A prerequisite of introductory statistics is recommended.

Contents

1. What is Power? Why is Power Important?
2. Chi-square and Tests for Proportions.
3. Independent Samples and Paired *t*-tests.
4. Correlations and Differences between Correlations.
5. Between Subjects ANOVA (One Factor, Two or more Factors).
6. Within Subjects Designs.
7. Mixed Model ANOVA and Multivariate ANOVA.
8. Multiple Regression.
9. Covariate Analyses and Regression Interactions.
10. Precision Analysis for Confidence Intervals.
11. Additional Issues and Resources.


February 2010: 6x9: 272pp

Hb: 978-1-84872-834-9: \$70.00

Pb: 978-1-84872-835-6: \$35.00

www.psyppress.com/applied-power-analysis

e-inspection copy available



Statistical Power Analysis with Missing Data

A Structural Equation Modeling Approach

Adam Davey, Temple University, USA

Jyoti Savla, Virginia Polytechnic Institute and State University, USA

"Easy to read and engaging. ... This book will ... be used ... in power analysis and SEM classes ... and by ... individuals who are currently calculating power for research studies." - **Jay Maddock, University of Hawai'i at Manoa, USA**

"This text ... is sorely needed. ... The clear writing, examples, and syntax for a variety of programs are major strengths. ... It will make a major and lasting contribution to the field. ... Everything

that I would want in a text ... is here." - **Jim Deal, North Dakota State University, USA**

This volume brings statistical power and incomplete data together under a common framework, in a way that is readily accessible to those with only an introductory familiarity with structural equation modeling. It answers many practical questions:

- How missing data affects the statistical power in a study
- How much power is likely with different amounts and types of missing data
- How to increase the power of a design in the presence of missing data
- How to identify the most powerful design in the presence of missing data.

Points of Reflection encourage readers to stop and test their understanding of the material. *Try Me* sections test one's ability to apply the material. *Troubleshooting Tips* help to prevent commonly encountered problems. *Exercises* reinforce content and *Additional Readings* provide sources for delving more deeply into topics. Numerous examples demonstrate the book's application to a variety of disciplines. Each issue is accompanied by its strengths and shortcomings and examples using a variety of software packages (SAS, SPSS, Stata, LISREL, AMOS, and MPlus). Syntax is provided using a single software program to promote continuity but in each case, parallel syntax using the other packages is presented in appendixes. Data sets, syntax files, and links to software packages are found at www.psypress.com/davey. The worked examples in Part 2 also provide results from a wider set of estimated models. These tables, and accompanying syntax, can be used to estimate statistical power or required sample size for similar problems under a wide range of conditions.

An ideal supplement for graduate courses in applied/intermediate or advanced statistics, experimental design, SEM, and power analysis taught in psychology, human development, education, sociology, nursing, social work, gerontology and other social and health sciences, the book also appeals to researchers in these areas.

Contents

1. Introduction. **Part 1. Fundamentals.** 2. The LISREL Model. 3. Missing Data: An Overview. 4. Estimating Statistical Power with Complete Data. **Part 2. Applications.** 5. Effects of Selection on Means, Variances, and Covariances. 6. Testing Covariances and Mean Differences with Missing Data. 7. Testing Group Differences in Longitudinal Change. 8. Application to Manage Missingness Designs. 9. Using Montel Carlo Simulation Approaches to Study Power with Missing Data. **Part 3. Extensions.** 10. Additional Issues with Missing Data in Structural Equation Models. 11. Summary and Conclusions.

2009: 6x9: 384pp

Hb: 978-0-8058-6369-7: \$100.00


Pb: 978-0-8058-6370-3: \$42.50

www.psypress.com/davey

e-inspection copy available

ORDER ONLINE FOR A 10% DISCOUNT

and free shipping on orders above US\$30 (US/Canadian customers) / £20 (UK customers)

Bestseller!

Statistical Power Analysis for the Behavioral Sciences

2nd Edition

Jacob Cohen

Formerly New York University, USA

"It ranks as a required reference for research grant applications in the social sciences. ... It provides a much needed reference for those not as numerically proficient as many JASA readers. ... Overall the book is clearly written." - **Journal of the American Statistical Association**


1988: 6x9: 590pp

Hb: 978-0-8058-0283-2: \$90.00

www.researchmethodsarena.com/9780805802832

e-inspection copy available

ALSO AVAILABLE



Statistical Power Analysis

A Simple and General Model for Traditional and Modern Hypothesis Tests
3rd Edition

Murphy et al.

2008: 6x9: 224pp

Hb: 978-0-415-96555-2: \$64.95


Pb: 978-1-84169-774-1: \$32.50

www.psypress.com/statistical-power-analysis

e-inspection copy available

Sign up now to receive news and special offers on Psychology Press books and journals in your subject area.

www.psypress.com/emails



New!

Statistical Approaches to Measurement Invariance

Roger Millsap

Arizona State University, USA

"Measurement invariance is a key concept in psychological assessment. Millsap has provided the most readable account yet of this difficult topic, combining clear prose, technical details, and compelling examples. A 'must have' for quantitative expert and practicing scientist alike." - **Keith F. Widaman, University of California at Davis, USA**

"Roger Millsap ... has written an extraordinary book on this critically important topic. This book is a 'must read' by anyone

working on the development of measurements for national and international surveys." - **David Kaplan, University of Wisconsin – Madison, USA Member, OECD/PISA Questionnaire Expert Group**

This book reviews the statistical procedures used to detect measurement bias. Measurement bias is examined from a general latent variable perspective so as to accommodate different forms of testing in a variety of contexts including cognitive or clinical variables, attitudes, personality dimensions, or emotional states. Measurement models that underlie psychometric practice are described, including their strengths and limitations. Practical strategies and examples for dealing with bias detection are provided throughout.

After the introduction, the book reviews the measurement models used in psychometric theory. Emphasis is placed on latent variable models, with introductions to classical test theory, factor analysis, and item response theory, and the controversies associated with each. Next, measurement invariance and bias in the context of multiple populations is defined, followed by chapter 4 which describes the common factor model for continuous measures in multiple populations and its use in the investigation of factorial invariance. Identification problems in confirmatory factor analysis are examined along with estimation and fit evaluation and an example using WAIS-R data. Next, the factor analysis model for discrete measures in multiple populations with an emphasis on the specification, identification, estimation, and fit evaluation issues is addressed. An MMPI item data example is provided. Chapter 6 reviews both dichotomous and polytomous item response scales emphasizing estimation methods and model fit evaluation. The use of models in item response theory in evaluating invariance across multiple populations is then described, including an example that uses data from a large-scale achievement test. Chapter 8 examines item bias evaluation methods that use observed scores to match individuals and provides an example that applies IRT to data introduced earlier in the book. The book concludes with the implications of measurement bias for the use of tests in prediction in educational or employment settings.

A valuable supplement for advanced courses on psychometrics, testing, measurement, assessment, latent variable modeling, and/or quantitative methods taught in departments of psychology and education, researchers faced with considering bias in measurement will also value this book.

Contents

1. Introduction. 2. Latent Variable Models. 3. Measurement Bias. 4. The Factor Model and Factorial Invariance. 5. Factor Analysis in Discrete Data. 6. Item Response Theory: Models, Estimation, Fit Evaluation. 7. Item Response Theory: Tests of Invariance. 8. Observed Variable Methods. 9. Bias in Measurement and Prediction.

April 2011: 6x9: 367pp

Hb: 978-1-84872-818-9: \$90.00


Pb: 978-1-84872-819-6: \$44.95

www.psyppress.com/9781848728196

e-inspection copy available

ORDER ONLINE FOR A 10% DISCOUNT

and free shipping on orders above US\$30 (US/Canadian customers) / £20 (UK customers)



New!

Measurement With Persons Theory, Methods, and Implementation Areas

Birgitta Berglund, University of Stockholm and Karolinska Institute, Sweden; **Giovanni B. Rossi**, Università degli Studi di Genova, Italy; **James T. Townsend**, Indiana University, USA; **Leslie R. Pendrill**, Technical Research Institute of Sweden, Borås, Sweden (Eds.)

Scientific Psychology Series

"Birgitta Berglund and Giovanni Battista Rossi, two distinguished and active scientists in the field, have brought together in this volume a set of valuable papers by experts. It is a most welcome contribution to an important area of measurement science." - **Ludwik Finkelstein, OBE FREng, Emeritus Professor, City University, UK**

Measurements with persons are those in which human perception and interpretation are used for measuring complex, holistic quantities and qualities, which are perceived by the human brain and mind. Providing means for reproducible measurement of parameters such as pleasure and pain has important implications in evaluating all kind of products, services, and conditions.

This book inaugurates a new era for this subject: a multi- and inter-disciplinary volume in which world-renowned scientists from the psychological, physical, biological, and social sciences reach a common understanding of measurement theory and methods.

In the first section, generic theoretical and methodological issues are treated, including the conceptual basis of measurement in the various fields involved; the development of formal, representational, and probabilistic theories; the approach to experimentation; and the theories, models, and methods for multidimensional problems. In the second section, several implementation areas are presented, including sound, visual, skin, and odor perception, functional brain imaging, body language and emotions, and, finally, the use of measurements in decision making

Measurements with Persons will appeal to a wide audience across a range of sciences, including general psychology and psychophysics, measurement theory, metrology and instrumentation, neurophysiology, engineering, biology, and chemistry.


Contents

Part 1. Theory and Methods. *B. Berglund et al.*, Measurement across Physical and Behavioural Sciences. *B. Berglund*, Measurement in Psychology. *T. Goodman*, Measurement of Physical Parameters in Sensory Science. *F.S. Roberts*, Meaningful and Meaningless Statements in Epidemiology and Public Health. *G.B. Rossi*, Towards a Probabilistic Theory of Measurement. *G.W.A.M. van der Heijden, R. Emardson*, Multivariate Measurements. *J.T. Townsend et al.*, The Prospects for Measurement in Infinite Dimensional Psychological Spaces. *S. Link*, Psychophysical Linguistics. *E.N. Dzhaferov*, Mathematical Foundations of Universal Fechnerian Scaling. *C. Eitzinger, W. Heidl*, Neural Networks and Fuzzy Systems. **Part 2. Implementation Areas.** *P. Susini et al.*, Psychological Measurement for Sound Description and Evaluation. *R. Hölzl et al.*, Nociception and Pain in Thermal Skin Sensitivity. *B.M. Velichkovsky et al.*, Measurement-related Issues in the Investigation of Active Vision. *P.A. Della Rosa, D. Perani*, Electrical and Functional Brain Imaging. *C.B.A. Sinke et al.*, Body Language: Embodied Perception of Emotions. *L. Pendrill*, Risk Assessment and Decision-making.

September 2011: 6x9: 380pp

Hb: 978-1-84872-939-1: \$80.00

www.researchmethodsarena.com/9781848729391



Complimentary copy available!

Introduction to Psychometric Theory

Tenko Raykov, Michigan State University, USA
George A. Marcoulides, University of California, Riverside, USA

"Focuses on measurement of unobserved constructs and builds on latent variable modeling to produce a refreshingly new and integrative presentation of psychometric theory. Indeed, the latent variable approach serves well to integrate classical test theory, generalizability theory, and item response theory. It is a must read (if textbooks can be so described!) for scholars as well as students of psychometric theory and practice." - **Richard J. Shavelson**, Stanford University, USA

"The existing texts are either too dated [or] too inaccessible. ... The quality of the scholarship ... is simply first-rate. ... The coverage is right on. ... The writing is superb and accessible. The ability to work through each example using the authors' datasets is invaluable. ... I would adopt this text and use it to reinvigorate my own course. It promises to provide a great opportunity to refresh the way we teach this material." - **Scott L. Thomas**, Claremont Graduate University, USA

This is a state-of-the-art introduction to educational and psychological testing and measurement theory for those with limited or no familiarity with the mathematical and statistical procedures involved in measurement and testing. It introduces psychometric theory using a latent variable modeling (LVM) framework and emphasizes interval estimation throughout, so as to better prepare readers for studying more advanced topics later in their careers. Featuring numerous examples, it presents an applied approach to conducting testing and measurement.

To reflect the growing use of statistical software in psychometrics, the authors introduce the use of *Mplus* after the first few chapters. IBM SPSS, SAS, and R are also featured in several chapters. Software codes and associated outputs are reviewed throughout to enhance comprehension. The data used in the book can be downloaded from www.psypress.com/psychometric-theory. PowerPoint lecture slides are also available to instructors on the website.

The authors rely on LVM when discussing fundamental concepts such as exploratory and confirmatory factor analysis, test theory, generalizability theory, reliability and validity, interval estimation, nonlinear factor analysis, generalized linear modeling, and item response theory. A brief introduction to R is also provided.

This text is for advanced undergraduate and/or graduate courses in psychometrics, testing and measurement, measurement theory, psychological testing, and/or educational and/or psychological measurement taught in departments of psychology, education, human development, epidemiology, business, and marketing. Prerequisites include an introduction to statistics with exposure to regression analysis and ANOVA. Familiarity with SPSS, SAS, STATA, or R is beneficial.

Contents

1. Measurement, Measuring Instruments, and Psychometric Theory. 2. Basic Statistical Concepts and Relationships. 3. An Introduction to Factor Analysis. 4. Introduction to Latent Variable Modeling and Confirmatory Factor Analysis. 5. Classical Test Theory. 6. Reliability. 7. Procedures for Estimating Reliability. 8. Validity. 9. Generalizability Theory. 10. Introduction to Item Response Theory. 11. Fundamentals and Models of Item Response Theory. Chapter Notes. Appendix. A Brief Introduction to Some Graphics Applications of R in Item Response Modeling.

September 2010: 7x10: 347pp

Hb: 978-0-415-87822-7: \$75.00

www.psypress.com/psychometric-theory

Complimentary examination copy available

ORDER ONLINE FOR A 10% DISCOUNT

and free shipping on orders above US\$30 (US/Canadian customers) / £20 (UK customers)



Handbook of Polytomous Item Response Theory Models

Michael L. Nering, Measured Progress, Inc., USA
Remo Ostini, Healthy Communities Research Centre,
 University of Queensland, Australia (Eds.)

"This really is a 'must read' for measurement students and specialists alike. An outstanding group of authors explain the models, clarify misconceptions, and offer new historical material, methods for evaluating model fit, and innovative applications." -

Edward Haertel, Stanford University, USA

"It will likely become a standard reference on polytomous IRT analyses. ... I would definitely buy it and recommend it. I would most likely use it for an advanced IRT course." -

Mark D. Reckase, Michigan State University, USA

This comprehensive handbook focuses on the most used polytomous item response theory models. These models help us understand the interaction between examinees and test questions where the questions have various response categories. The book reviews all of the major models and includes discussions about how and where the models originated. Diverse perspectives on how these models can best be evaluated are also provided. Practical applications provide a realistic account of the issues practitioners face using these models. Disparate elements of the book are linked through editorial sidebars that connect common ideas across chapters, compare and reconcile differences in terminology, and explain variations in mathematical notation. These sidebars help to demonstrate the commonalities that exist across the field. By assembling this critical information, the editors hope to inspire others to use polytomous IRT models in their own research so they too can achieve the type of improved measurement that such models can provide.

Featuring contributions from the leading authorities, this handbook will appeal to measurement researchers, practitioners, and students who want to apply polytomous IRT models to their own research. It will be of particular interest to education and psychology assessment specialists who develop and use tests and measures in their work, especially researchers in clinical, educational, personality, social, and health psychology. It also serves as a supplementary text in graduate courses on educational measurement, psychometrics, or item response theory.

Contents

Part 1. Development of Polytomous IRT Models. *R. Ostini, M. Nering*, New Perspectives and Applications. *R. Hambleton et al.*, IRT Models for the Analysis of Polytomously-Scored Data: Brief and Selected History of Model Building Advances. *D. Thissen et al.*, The Nominal Categories Item Response Model. *F. Samejima*, The General Graded Response Model. *G. Masters*, The Partial Credit Model. *D. Andrich*, Understanding the Response Structure and Process in the Polytomous Rasch Model. **Part 2. Polytomous IRT Model Evaluation.** *R.D. Bock, R. Gibbons*, Factor Analysis of Categorical Item Responses. *C.A.W. Glas*, Testing Fit to IRT Models for Polytomously Scored Items. **Part 3. Application of Polytomous IRT Models.** *C. Huang, R. Mislevy*, An Application of the Polytomous Rasch Model to Mixed Strategies. *A. Boyd et al.*, Polytomous Models in Computerized Adaptive Testing. *S. Kim et al.*, Equating with Polytomous Item Response Models.

April 2010: 7x10: 306pp


Hb: 978-0-8058-5992-8: \$62.95

www.researchmethodsarena.com/9780805859928

e-inspection copy available

Want more information on a book
or journal?

Visit the URL at the end of the
item's description.



Modern Psychometrics

The Science of Psychological Assessment

3rd Edition

John Rust, The Psychometrics Centre, Cambridge, UK

Susan Golombok, University of Cambridge, UK

“Without assuming any prior knowledge of mathematics, nor of psychology, Modern Psychometrics, 3rd Edition, outlines the major issues in psychometrics and places them into context by reviewing past and current developments in intelligence research and personality theory. This will be an extraordinarily easy book to read for anyone who is interested in learning what psychometrics is about.” - Alberto Maydeu-Oliveras, University of Barcelona, Spain

“This text covers moral and ethical issues in psychometrics extensively. It is very readable and has extensive coverage of some topics that are only briefly mentioned in other texts.” - Lauri Nummenmaa, University of Tampere, Finland

Today psychometrics plays an increasingly important role in all our lives as testing and assessment occur from preschool until retirement. This book introduces the reader to the subject in all its aspects, ranging from its early history, school examinations, how to construct your own test, controversies about IQ, and recent developments in testing on the internet.

In Part One of *Modern Psychometrics*, Rust and Golombok outline the history of the field and discuss central theoretical issues such as IQ, personality and integrity testing and the impact of computer technology and the internet. In Part Two, a practical step-by-step guide to the development of a psychometric test is provided. This will enable anyone wishing to develop their own test to plan, design, construct and validate it to a professional standard. This 3rd edition has been extensively updated and expanded to take into account recent developments in the field, making it the ideal companion for those studying for the British Psychological Society’s Certificates of Competence in Testing.

Modern Psychometrics combines an up-to-date scientific approach to the subject with a full consideration of the political and ethical issues involved in the large scale implementation of psychometrics testing in today’s highly networked society, particularly in terms of issues of diversity and internationalism. It will be useful to students and practitioners at all levels who are interested in psychometrics.

Contents

Preface. **Part 1.** 1. The Development of Psychometrics. 2. The Objectives of Testing and Assessment. 3. The Process of Test Construction. 4. Item Analysis. 5. Characteristics of Tests. 6. Bias in Testing and Assessment. 7. Factor Analysis. 8. Using Psychometrics in Educational Settings. 9. Personality Theory and Clinical Assessment. 10. Psychometric Assessment of Personality in Occupational Settings. 11. Ethical Test Use and Integrity Testing. 12. Psychometrics in the Information Technology Age. **Part 2.** 13. Constructing Your Own Questionnaire. Bibliography.


2009: 7x10: 272pp

Hb: 978-0-415-44216-9: \$95.00

Pb: 978-0-415-44215-2: \$47.50

www.researchmethodsarena.com/9780415442152

e-inspection copy available



Bestseller!

Measurement, Design, and Analysis

An Integrated Approach

Elazar J. Pedhazur & Liora Pedhazur Schmelkin
Hogstra University, USA

"A marvelous resource for students and researchers alike. ... An exceptionally readable book, with much to offer as a text for an introductory graduate sequence in research methods and statistics." - Journal of the American Statistical Association


1991: 7x10: 840pp

Hb: 978-0-8058-1063-9: \$110.00

www.researchmethodsarena.com/9780805810639

e-inspection copy available

ALSO AVAILABLE



Applying the Rasch Model

Fundamental Measurement in the Human Sciences
2nd Edition

Bond & Fox


2007: 6x9: 360pp

Hb with CD: 978-0-8058-5461-9: \$105.00

Pb with CD: 978-0-8058-5462-6: \$49.95

www.researchmethodsarena.com/9780805854626

e-inspection copy available



Applying Generalizability Theory Using EduG

Cardinet et al.

2009: 6x9: 240pp


Hb: 978-1-84872-828-8: \$64.95

Pb: 978-1-84872-829-5: \$37.50

Quantitative Methodology Series

www.psypress.com/applied-generalizability-theory

e-inspection copy available



New edition due 2012!

Item Response Theory for Psychologists

Embretson & Reise


2000: 6x9: 384pp

Pb: 978-0-8058-2819-1: \$54.95

Multivariate Applications Series

www.psypress.com/multivariate-applications

e-inspection copy available



Cognitive Assessment

An Introduction to the Rule Space Method

Tatsuoka

2009: 6x9: 334pp

Hb: 978-0-8058-2828-3: \$115.00


Pb: 978-1-84872-813-4: \$54.95

Multivariate Applications Series

www.psypress.com/multivariate-applications

e-inspection copy available

ALSO AVAILABLE



A Paul Meehl Reader

Essays on the Practice of Scientific Psychology

Waller et al. (Eds.)

2006: 6x9: 592pp

Hb with DVD: 978-0-8058-5250-9: \$85.00

Multivariate Applications Series

www.psypress.com/multivariate-applications

e-inspection copy available



Constructing Measures

An Item Response Modeling Approach

Wilson

2004: 6x9: 248pp

Hb with CD: 978-0-8058-4785-7: \$75.00

www.researchmethodsarena.com/9780805847857

e-inspection copy available

SEE ALSO

Maydeu-Olivares & McArdle: Contemporary Psychometrics, page 5

Ruscio et al.: Introduction to the Taxometric Method: A Practical Guide, page 34

AVAILABLE IN EVALUATION

Program Theory-Driven Evaluation Science

Strategies and Applications

Donaldson


2007: 6x9: 280pp

Hb: 978-0-8058-4670-6: \$90.00

Pb: 978-0-8058-4671-3: \$42.50

www.researchmethodsarena.com/9780805846713

e-inspection copy available



AVAILABLE TEACHING RESOURCES

Best Practices in Teaching Statistics and Research Methods in the Behavioral Sciences

Dunn et al. (Eds.)


2007: 6x9: 312pp

Hb with CD: 978-0-8058-5747-4: \$105.00

Pb with CD: 978-0-8058-5746-7: \$49.95

www.researchmethodsarena.com/9780805857467

e-inspection copy available



ORDER ONLINE FOR A 10% DISCOUNT

and free shipping on orders above US\$30 (US/Canadian customers) / £20 (UK customers)

Update Your Statistics Toolbox

With these new titles from CRC Press

**SAVE
20%**

Analysis of Questionnaire Data with R

Catalog no. K10917, August 2011
c. 272 pp., ISBN: 978-1-4398-1766-7
\$89.95

Modern Statistics for the Social and Behavioral Sciences

A Practical Introduction

Catalog no. K11557, July 2011
862 pp., ISBN: 978-1-4398-3456-5
\$89.95

New Edition of a Bestseller!

Handbook of Parametric and Nonparametric Statistical Procedures

Fifth Edition

Catalog no. K12706, April 2011
1926 pp., ISBN: 978-1-4398-5801-1
\$169.95

Applied Survey Data Analysis

Catalog no. C8066, 2010
487 pp., ISBN: 978-1-4200-8066-7
\$79.95

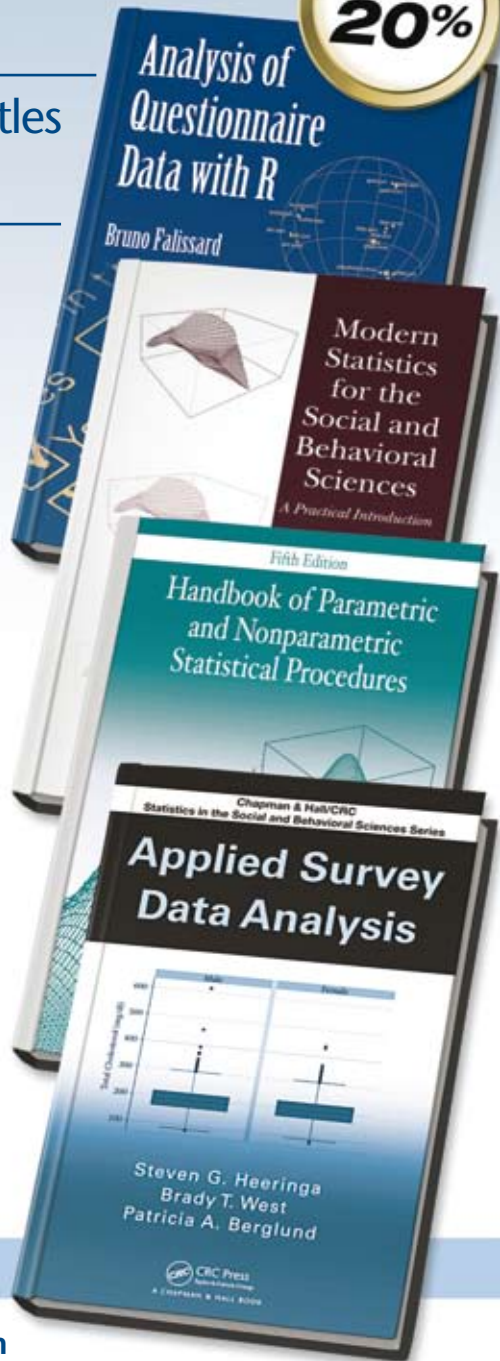
SAVE 20% when you order online at CRC Press and enter Promo Code 419FM


Offer expires 12/31/11



CRC Press
Taylor & Francis Group

www.crcpress.com





Structural Equation Modeling

A Multidisciplinary Journal

EDITOR

George A. Marcoulides, University of California – Riverside, USA

Structural Equation Modeling publishes manuscripts from all academic disciplines with an interest in structural equation modeling. These include, but are not limited to, psychology, sociology, educational research, political science, economics, management, and business/marketing.

The journal contains theoretical and applied articles, a teachers' corner, book and software reviews, and advertising. Theoretical articles address new developments and examine current practices. Applied articles deal with both exploratory and confirmatory models. The teachers' corner provides instructional modules on aspects of structural equation modeling. The book and software reviews afford an opportunity to examine new modeling information and techniques. Advertising alerts readers to new products.

Manuscript Submission

Submit your manuscript to the journal's Editor at the University of California, Riverside. Prior to submission, read the full Instructions for Authors at the journal's website, below.

Free Articles

Visit our Special Offer page to read in full the following articles and many more from our collection of Research Methods, Statistics, Testing and Measurement journals:

<http://goo.gl/gVsKg>

- A Comparison of Approaches for the Analysis of Interaction Effects Between Latent Variables Using Partial Least Squares Path Modeling by *Jörg Henseler and Wynne W. Chin (Vol. 17:1, 2010, 82-109)*
- A Note on Structural Equation Modeling Estimates of Reliability by *Yanyun Yang and Samuel B. Green (Vol. 17:1, 2010, 66-81)*
- Structural Equation Models of Latent Interactions: An Appropriate Standardized Solution and Its Scale-Free Properties by *Zhonglin Wen, Herbert W. Marsh and Kit-Tai Hau (Vol. 17:1, 2010, 1-22)*

Full details, current subscription rates, notes for authors, submission procedures and complete online contents available at the journal's website:

www.psypress.com/sem



Multivariate Behavioral Research

The journal of the Society of
Multivariate Experimental
Psychology



EDITOR

Joeseph Lee Rodgers, University of Oklahoma, USA

Multivariate Behavioral Research (MBR) publishes a variety of substantive, methodological, and theoretical articles in all areas of the social and behavioral sciences. Most *MBR* articles fall into one of two categories. Substantive articles report on applications of sophisticated multivariate

research methods to study topics of substantive interest in personality, health, intelligence, industrial/organizational, and other behavioral science areas. Methodological articles present and/or evaluate new developments in multivariate methods, or address methodological issues in current research. We also encourage submission of integrative articles related to pedagogy involving multivariate research methods, and to historical treatments of interest and relevance to multivariate research methods.

Manuscript Submission

Throughout 2011, please email your manuscript as an attachment in either Microsoft Word (.doc) or Adobe (.pdf) file format to: jroddgers@ou.edu. For queries about submitting, call (+1) 405-325-4591 or email Joseph Lee Rodgers at the email address above.

Beginning in 2012, all manuscripts should be submitted through our new ScholarOne Manuscripts website, found on the Instructions for Authors page at <http://www.tandfonline.com/HMBR>. For other editorial queries, please contact Keith Widaman at kfwidaman@ucdavis.edu.

Free Articles

Visit our Special Offer page to read in full the following articles and many more from our collection of Research Methods, Statistics, Testing and Measurement journals:

<http://goo.gl/gVsKg>

- A Comparative Investigation of Rotation Criteria Within Exploratory Factor Analysis by *Daniel A. Sass and Thomas A. Schmitt (Vol. 45:1, 2010, 73-103)*
- Modeling Common Traits and Method Effects in Multitrait-Multimethod Analysis by *Steffi Pohl and Rolf Steyer (Vol. 45:1, 2010, 45-72)*
- A Meta-Meta-Analysis: Empirical Review of Statistical Power, Type I Error Rates, Effect Sizes, and Model Selection of Meta-Analyses Published in Psychology by *Guy Cafri, Jeffrey D. Kromrey and Michael T. Brannick (Vol. 45:2, 2010, 239-270)*

Full details, current subscription rates, notes for authors, submission procedures and complete online contents available at the journal's website:

www.psypress.com/mbr



Measurement

Interdisciplinary Research & Perspective

EDITORS

Mark Wilson, University of California, Berkeley, USA

Paul DeBoeck, K.U. Leuven, Belgium

Pamela Moss, University of Michigan, USA

Measurement is devoted to the interdisciplinary study of measurement in the human sciences. Each issue of the journal features a focus article, along with commentaries that embody dialogue and debate across multiple perspectives. The journal's overarching theme is to promote the development, critique, and enrichment of the concepts and practices of measurement. Through peer

commentary and authors' responses, *Measurement* provides an opportunity for discussion that is largely unavailable outside the specific authors and reviewers of a particular manuscript.

The focus articles (which may be single papers or sets of linked papers) address important issues in the field, and may be in one of the following genres:

- a report and/or discussion of empirical research;
- a significant theoretical article that systematizes or gives new perspectives on a body of theory, research, and/or practice;
- a novel interpretation, synthesis, or critique of measurement work;
- a summary and commentary on a field of application of measurement that either is a significant contribution to measurement in that field, or which contains an important message for measurement work in general;
- a rigorous, evidence-based critique of measurement theory and practices from outside the discipline, or from within measurement.

This journal is intended for social scientists with an interest in the study of measurement, and its theory, application, and criticism.


Manuscript Submission

E-mail your manuscript to the Managing Editor at: kdraney@berkeley.edu. Prior to submission, read the full Instructions for Authors at the journal's website, below.

- Assumptions About True-Scores and Populations in Equating by *Robert L. Brennan* (Vol. 8:1, 2010, 1-3)
- Cognitively Based Assessment of, for, and as Learning (CBAL): A Preliminary Theory of Action for Summative and Formative Assessment by *Randy Elliot Bennett* (Vol. 8:2, 2010, 70-91)
- A New Era of Test-Based Educational Accountability by *Robert L. Linn* (Vol. 8:2, 2010, 145-149)

Full details, current subscription rates, notes for authors, submission procedures and complete online contents available at the journal's website:

www.psypress.com/measurement



International Journal of Testing

Publication of the International Test Commission

EDITORS

Rob R. Meijer, University of Groningen, The Netherlands
Stephen G. Sireci, University of Massachusetts Amherst, USA

The *International Journal of Testing* is dedicated to the advancement of theory, research, and practice in the areas of testing and assessment in psychology, education, counseling, organizational behavior, human resource management, and related disciplines. The journal publishes original articles addressing theoretical issues, methodological approaches, and empirical

research, as well as integrative and interdisciplinary reviews of testing-related topics and reports of current testing practices. All papers are peer-reviewed and are of interest to an international audience.

www.tandf.co.uk/journals/hijt



Journal of Personality Assessment

Publication of the Society for Personality Assessment

EDITOR

Gregory J. Meyer, University of Toledo, USA

The *Journal of Personality Assessment* primarily publishes articles dealing with the development, evaluation, refinement, and application of personality assessment methods. The journal is broadly concerned with developing and using


personality assessment methods in clinical, counseling, forensic, and health psychology settings; with the assessment process in applied clinical practice; with the assessment of people of all ages and cultures; and with both normal and abnormal personality functioning.

www.tandf.co.uk/journals/hjpa

Free Articles

Visit our Special Offer page to read in full a selection of articles and many more from Psychology Press' collection of Research Methods, Statistics, Testing and Measurement journals:

<http://goo.gl/gVsKg>



Applied Measurement in Education

EDITOR

Kurt Geisinger, University of Nebraska-Lincoln, USA
www.tandf.co.uk/journals/hame

Educational Assessment

EDITOR

Joan Herman, University of California, Los Angeles, USA
www.tandf.co.uk/journals/HEDA



The Journal of Educational Research

EXECUTIVE EDITORS:

Mary F. Heller, University of Hawaii - West O'ahu, USA
L. Carolyn Pearson, University of Arkansas at Little Rock, USA
James B. Schreiber, Duquesne University, USA
www.tandf.co.uk/journals/vjer

The Journal of Experimental Education

EDITOR-IN-CHIEF

Rayne Sperling, The Pennsylvania State University, USA
www.tandf.co.uk/journals/vjxe



*All Impact Factors © 2011 Thomson Reuters, 2010 *Journal Citation Reports*®

Follow us on **twitter** 
twitter.com/psypress

Follow **@psypress** for free journal articles, sample chapters, special offers, news and announcements

The Behavioral Science Arenas

- **10% discount** on online book orders
- **Free shipping** on online orders above US\$35 (US/Canada) / £20 (UK)
- **Exam copies** of textbooks can be requested by instructors.
- **Buy ebooks.** Click on the “also available in e-Book” link on a book’s record to visit the Taylor & Francis ebookstore where you can quickly and easily buy the ebook version.
- **View brochures and catalogs** online. Our online catalogs are user-friendly and interactive. You can request hard copies of catalogs too.
- **Journals.** You’re only a few clicks away from the latest professional and academic journal articles.
- **Sign up to receive subject-specific email alerts.**
- **Browse Books by Subject** makes it easier for you to find the books you are interested in.
- **RSS Feeds.** Subscribe to receive news of our latest books as soon as they publish.

The Arenas include:

Research Methods Arena

www.researchmethodsarena.com

Social Psychology Arena

www.socialpsychologyarena.com

Cognitive Psychology Arena

www.cognitivepsychologyarena.com

Developmental Psychology Arena

www.developmentalpsychologyarena.com

Neuropsychology Arena

www.neuropsychologyarena.com

Work & Organizational Psychology Arena

www.workpsychologyarena.com

Family Studies Arena

www.family-studies-arena.com

Gerontology Arena

www.gerontologyarena.com

Visit www.psypress.com or
www.routledge-mentalhealth.com
to see the full list.

 Psychology Press
Taylor & Francis Group

 Routledge
Taylor & Francis Group

Index of Books by Title

A	H	Quantitative Psychological Research, 3rd Ed.27
A Beginner's Guide to Structural Equation Modeling, 3rd Ed.40	Handbook of Advanced Multilevel Analysis38	R
Advanced Research Methods in Psychology29	Handbook of Ethics in Quantitative Methodology22	Research Design and Statistical Analysis, 3rd Ed.23
A First Course in Structural Equation Modeling, 2nd Ed.44	Handbook of Polytomous Item Response Theory Models52	Research Methods in Applied Settings, 2nd Ed.26
An Introduction to Applied Multivariate Analysis33	I	S
An Introduction to Latent Variable Growth Curve Modeling, 2nd Ed.43	IBM SPSS for Intermediate Statistics, 4th Ed.17	Single-case and Small- <i>n</i> Experimental Designs, 2nd Ed.19
An Introduction to Multilevel Modeling Techniques, 2nd Ed.43	IBM SPSS for Introductory Statistics, 4th Ed.16	Social and Behavioral Research and the Internet25
An Introduction to Statistical Concepts, 3rd Ed.8	IBM SPSS Statistics 19 Made Simple14	SPSS Explained18
A Paul Meehl Reader55	Intermediate Statistics, 3rd Ed.13	SPSS for Psychologists, 4th Ed.18
Applied Data Analytic Techniques For Turning Points Research43	International Handbook of Survey Methodology28	Statistical and Methodological Myths and Urban Legends13
Applied Multiple Regression/Correlation Analysis for the Behavioral Sciences, 3rd Ed.33	Introduction to Psychometric Theory 51	Statistical Approaches to Measurement Invariance49
Applied Multivariate Statistics for the Social Sciences, 5th Ed.32	Introduction to Statistical Mediation Analysis42	Statistical Concepts, 4th Ed.9
Applied Power Analysis for the Behavioral Sciences46	Introduction to the Taxometric Method34	Statistical Misconceptions13
Applying Generalizability Theory Using EduG54	Item Response Theory for Psychologists54	Statistical Power Analysis for the Behavioral Sciences, 2nd Ed.48
Applying the Rasch Model, 2nd Ed.54	L	Statistical Power Analysis with Missing Data47
Approaching Multivariate Analysis, 2nd Ed.31	Latent Variable Models, 4th Ed.43	Statistics as Principled Argument13
B	Learning From Data, 3rd Ed.13	Statistics Explained, 2nd Ed.13
Best Practices in Teaching Statistics and Research Methods in the Behavioral Sciences55	Longitudinal Data Analysis36	Statistics in Plain English, 3rd Ed.11
C	Longitudinal Models in the Behavioral and Related Sciences44	Strategies and Tactics of Behavioral Research, 3rd Ed.28
Categorical Data Analysis for the Behavioral and Social Sciences30	M	Structural Equation Modeling with EQS, 2nd Ed.43
Cognitive Assessment54	MATLAB for Behavioral Scientists....18	Structural Equation Modeling With AMOS, 2nd Ed.41
Constructing Measures55	Measurement, Design, and Analysis .54	Structural Equation Modeling With Lisrel , Prelis & Simplis43
Cross-Cultural Analysis24	Measurement With Persons50	Structural Equation Modeling with <i>Mplus</i>35
D	Modeling Contextual Effects in Longitudinal Studies43	T
Data Analysis, 2nd Ed.12	Modeling Dyadic and Interdependent Data in the Developmental and Behavioral Sciences43	The Essence of Multivariate Thinking34
Designing Experiments and Analyzing Data29	Modern Psychometrics, 3rd Ed.53	The Research Companion29
E	Multilevel Analysis, 2nd Ed.37	Thinking With Data29
Effect Sizes for Research, 2nd Ed.45	Multilevel Analysis of Individuals and Cultures44	U
Ethical Issues in Psychology21	Multilevel and Longitudinal Modeling with IBM SPSS39	Understanding The New Statistics10
Event History Analysis With Stata43	P	V
F	Program Theory-Driven Evaluation Science55	Visual Methods in Psychology20
Factor Analysis at 10043	Q	
	Quantitative Data Analysis with IBM SPSS 17, 18 & 1915	



Routledge
Taylor & Francis Group

Psychology Press
Taylor & Francis Group

c/o CMFS

31 Styertowne Road
Clifton, NJ 07012

RETURN SERVICE REQUESTED

PRSR STD

U.S. Postage

PAID

Wayne, NJ

Permit No. 1104

ISBN: 978-0-415-80755-5



an informa business

Psychology Press is part of the Taylor & Francis group,
a trading division of Informa UK Ltd.
Registered in England under no. 1072954
Registered Office: Mortimer House,
37-41 Mortimer Street, London W1T 3JH, UK



Change of address?
Email alex.renner@informa.com,
quoting 'RMSTM11'.